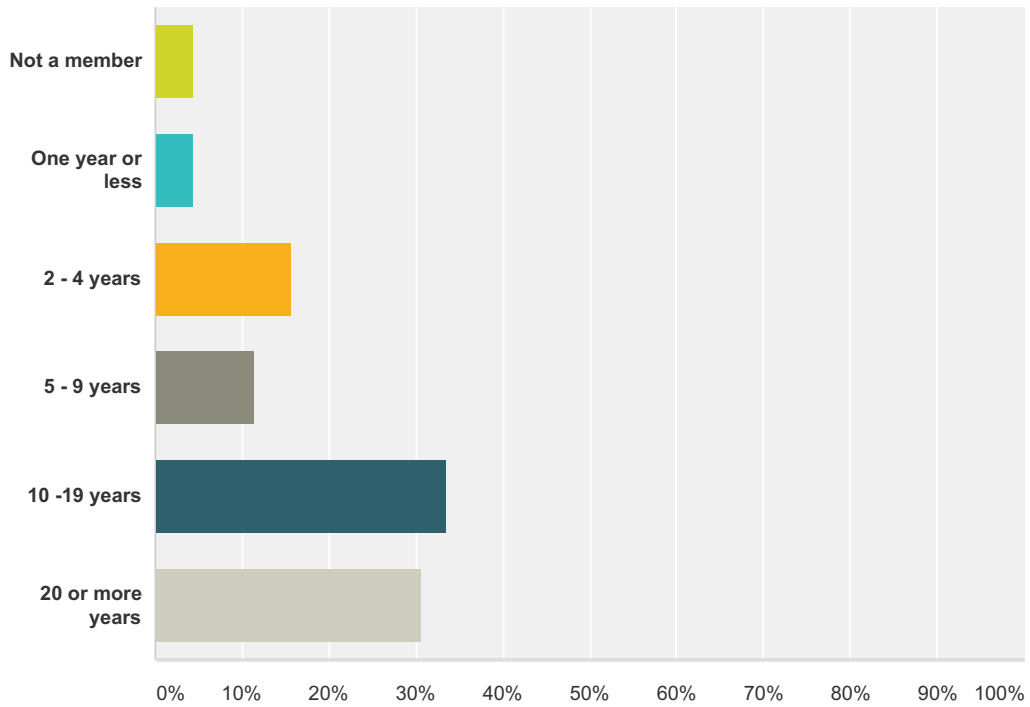


Q1 1. How long have you been a member of this local church?

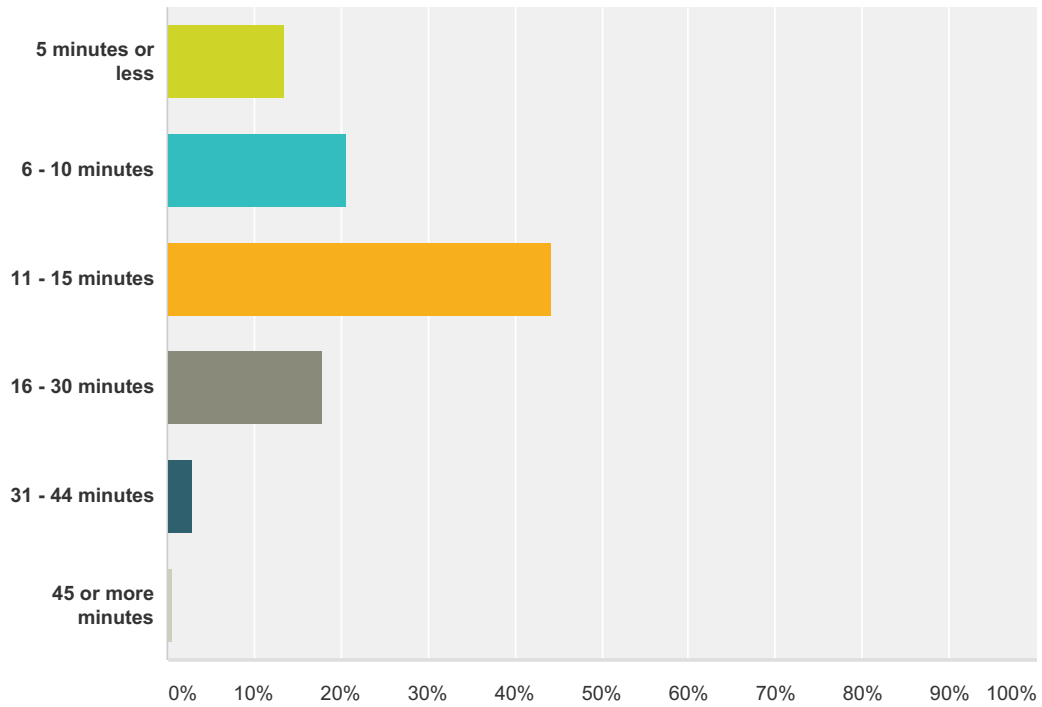
Answered: 140 Skipped: 3



Answer Choices	Responses	
Not a member	4.29%	6
One year or less	4.29%	6
2 - 4 years	15.71%	22
5 - 9 years	11.43%	16
10 -19 years	33.57%	47
20 or more years	30.71%	43
Total		140

Q2 2. How long does it usually take you to travel from home to church?

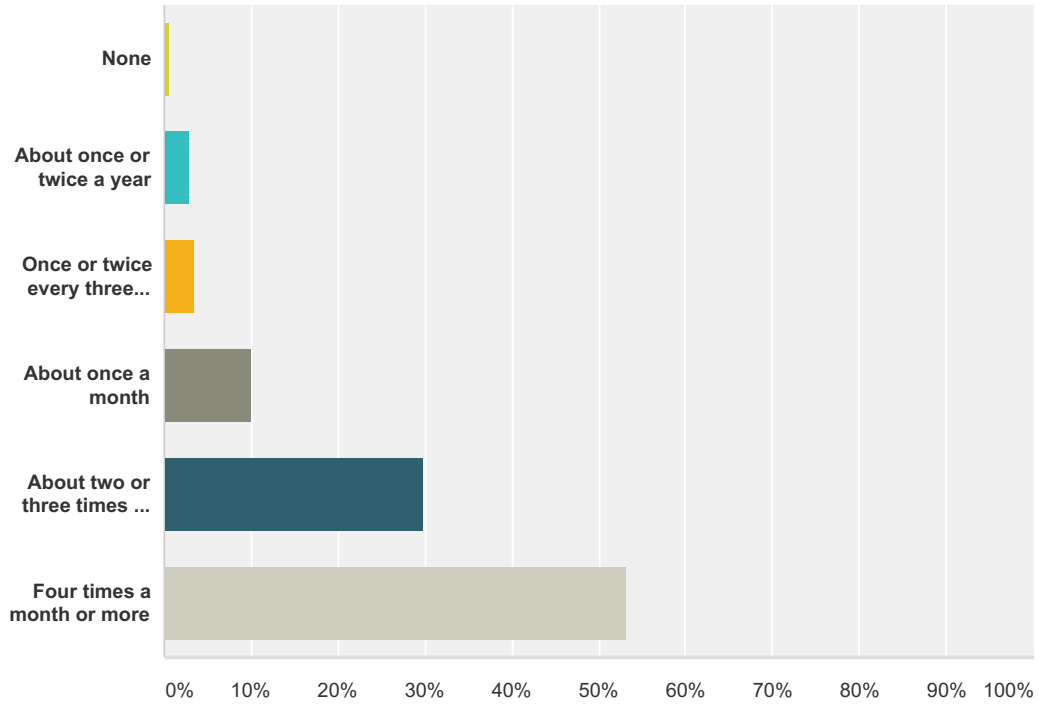
Answered: 140 Skipped: 3



Answer Choices	Responses
5 minutes or less	13.57% 19
6 - 10 minutes	20.71% 29
11 - 15 minutes	44.29% 62
16 - 30 minutes	17.86% 25
31 - 44 minutes	2.86% 4
45 or more minutes	0.71% 1
Total	140

Q3 3. On the average, about how many times have you attended church worship during the past year?

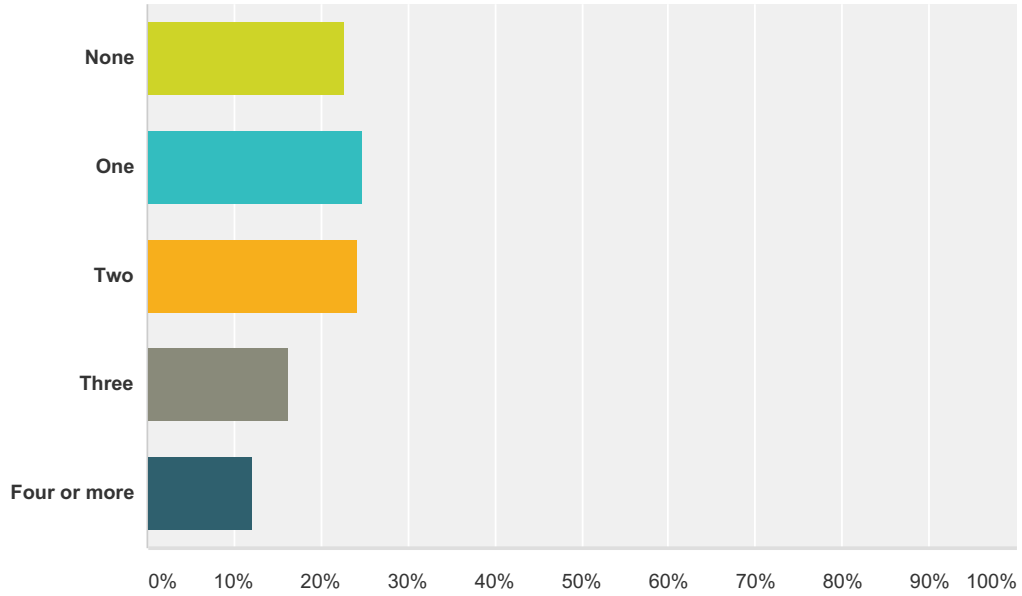
Answered: 141 Skipped: 2



Answer Choices	Responses
None	0.71% 1
About once or twice a year	2.84% 4
Once or twice every three months	3.55% 5
About once a month	9.93% 14
About two or three times a month	29.79% 42
Four times a month or more	53.19% 75
Total	141

Q4 4. In how many church organizations, committees, and groups do you hold membership (not counting congregational membership itself)?

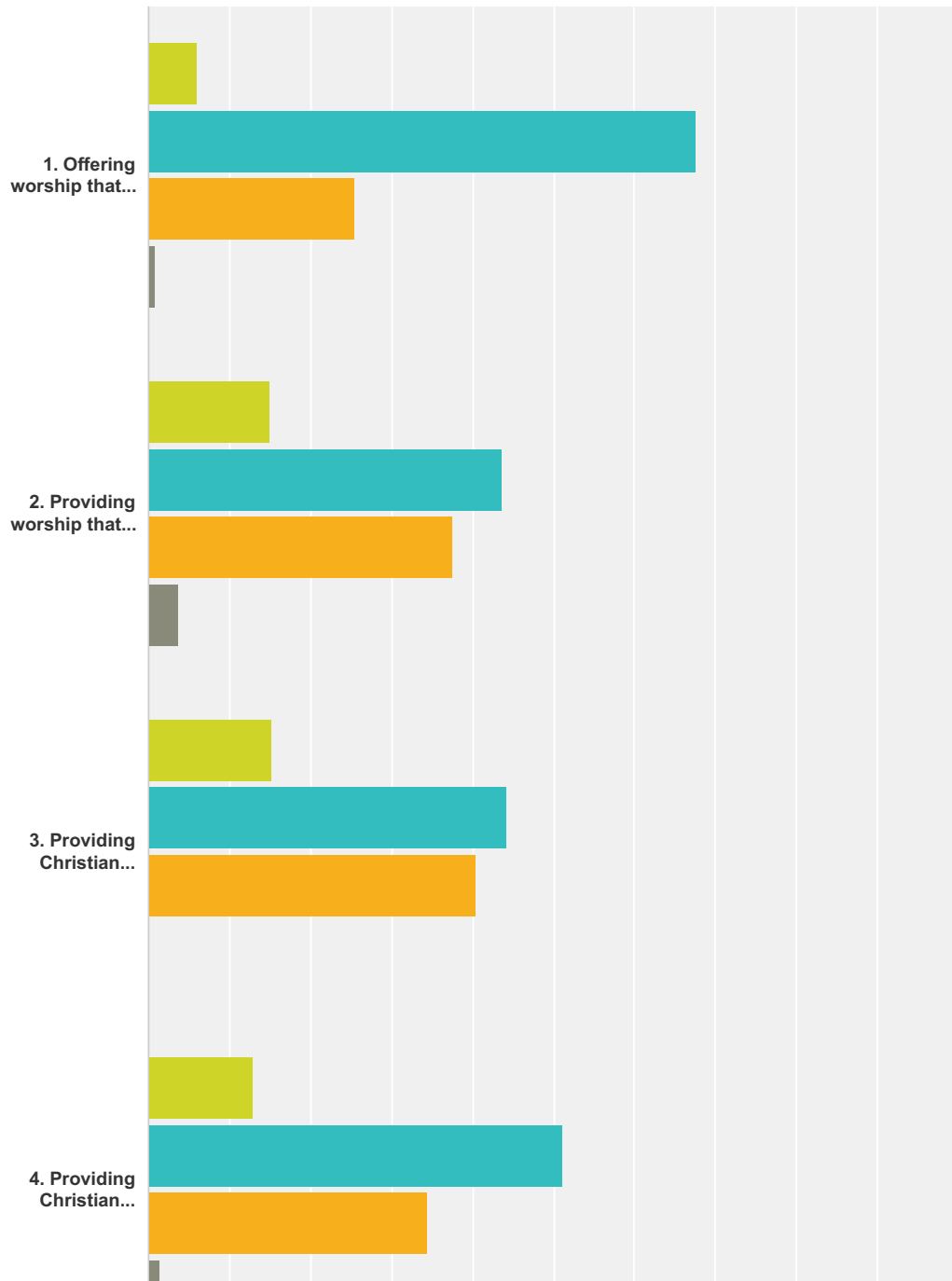
Answered: 141 Skipped: 2



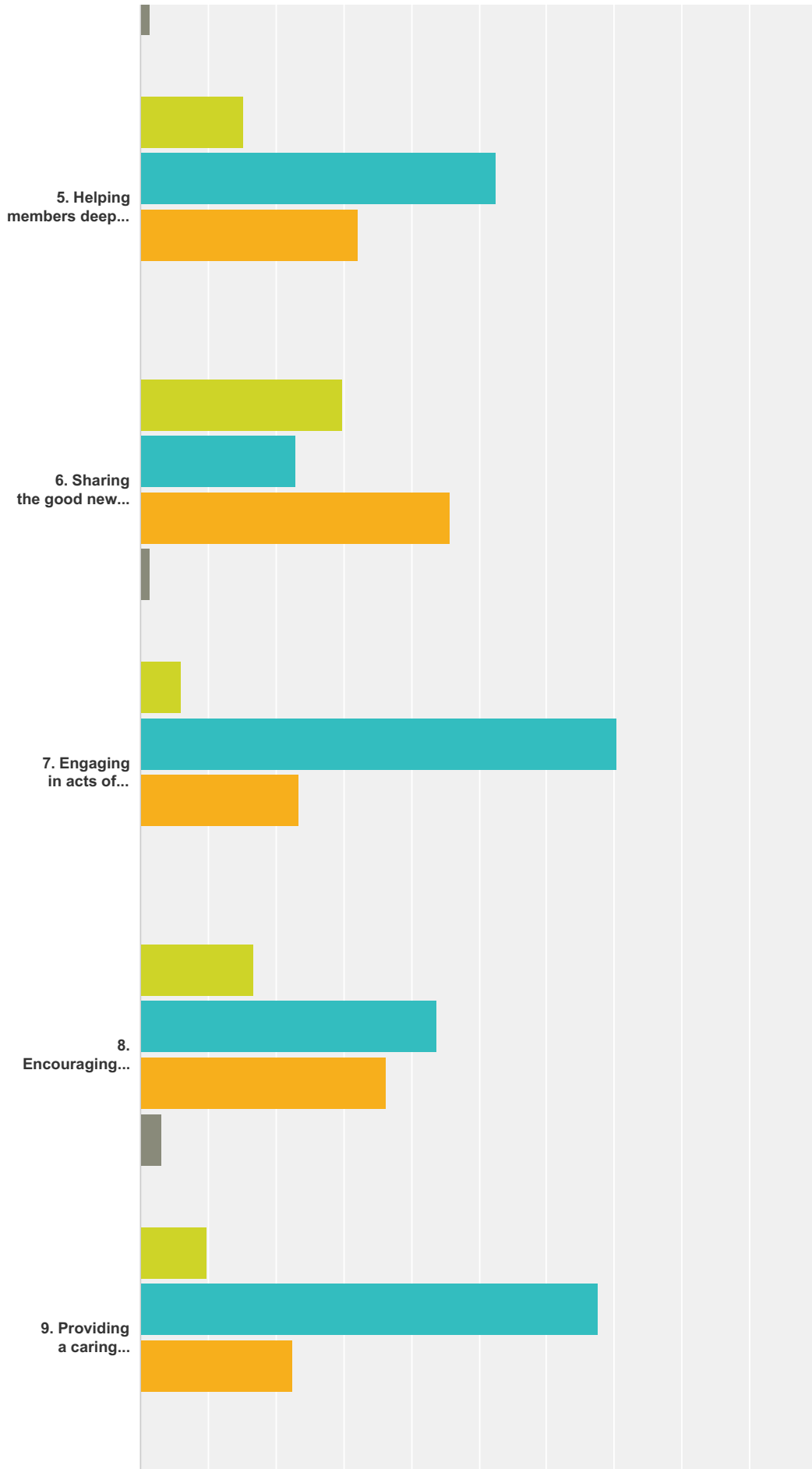
Answer Choices	Responses	
None	22.70%	32
One	24.82%	35
Two	24.11%	34
Three	16.31%	23
Four or more	12.06%	17
Total		141

Q5 Listed below are a number of tasks that a local church is likely to perform. Please respond to each item by indicating whether you feel your congregation needs to give it more emphasis; whether you are very or generally satisfied with your congregation's current performance of the task; or whether you feel the task currently receives too much emphasis.

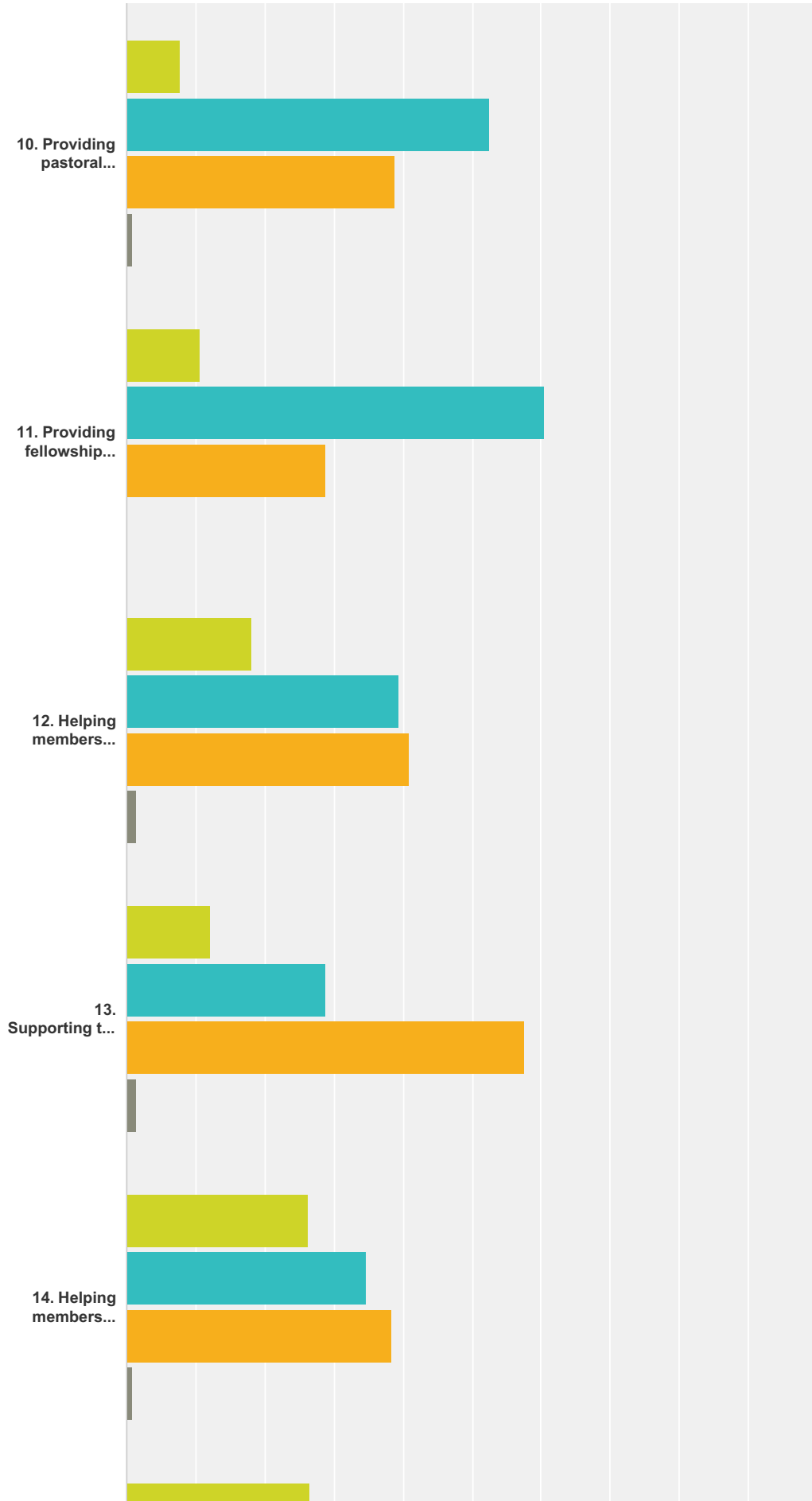
Answered: 133 Skipped: 10



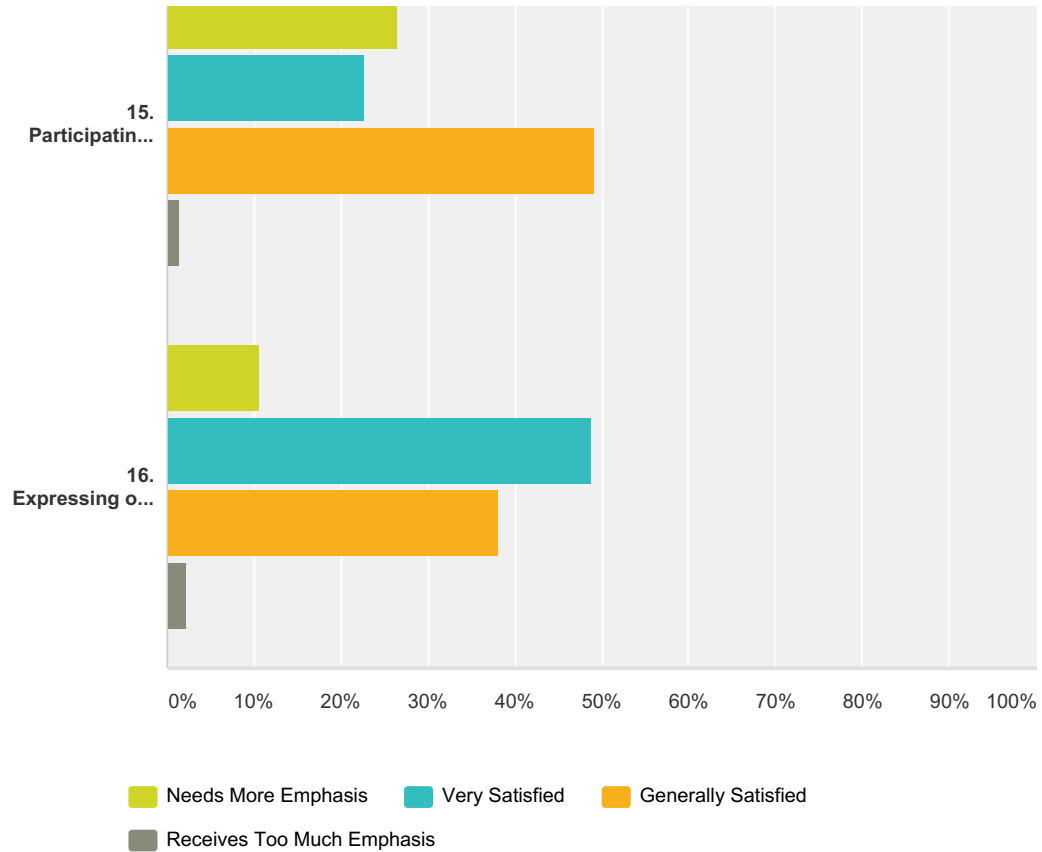
Episcopal Church of the Epiphany



Episcopal Church of the Epiphany



Episcopal Church of the Epiphany



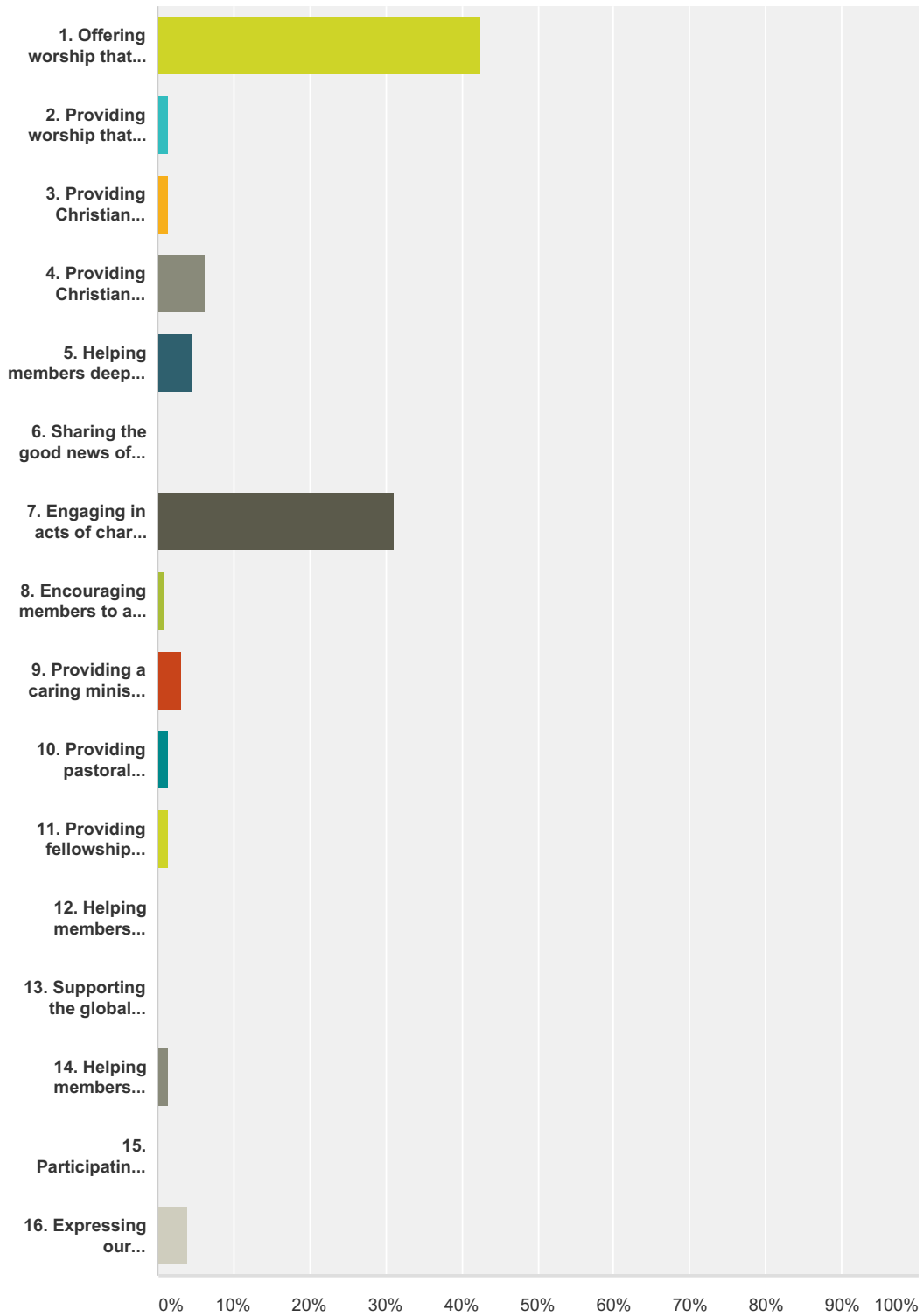
	Needs More Emphasis	Very Satisfied	Generally Satisfied	Receives Too Much Emphasis	Total
1. Offering worship that provides a meaningful experience of God and the Christian tradition	6.02% 8	67.67% 90	25.56% 34	0.75% 1	133
2. Providing worship that expresses the Gospel in contemporary language and forms	15.04% 20	43.61% 58	37.59% 50	3.76% 5	133
3. Providing Christian education for children and youth	15.27% 20	44.27% 58	40.46% 53	0.00% 0	131
4. Providing Christian education programs for adults	12.98% 17	51.15% 67	34.35% 45	1.53% 2	131
5. Helping members deepen their personal, spiritual relationship with God	15.27% 20	52.67% 69	32.06% 42	0.00% 0	131
6. Sharing the good news of the Gospel with the unchurched	29.77% 39	22.90% 30	45.80% 60	1.53% 2	131
7. Engaging in acts of charity and service to persons in need	6.06% 8	70.45% 93	23.48% 31	0.00% 0	132
8. Encouraging members to act on the relationship of the Christian faith to social, political, and economic issues	16.67% 22	43.94% 58	36.36% 48	3.03% 4	132
9. Providing a caring ministry for the sick, shut-ins and the bereaved	9.77% 13	67.67% 90	22.56% 30	0.00% 0	133
10. Providing pastoral counseling to help members deal with personal problems	7.63% 10	52.67% 69	38.93% 51	0.76% 1	131
11. Providing fellowship opportunities for members	10.61% 14	60.61% 80	28.79% 38	0.00% 0	132

Episcopal Church of the Epiphany

12. Helping members understand their use of money, time and talents as expressions of Christian stewardship	18.18% 24	39.39% 52	40.91% 54	1.52% 2	132
13. Supporting the global mission of the church/denomination	12.12% 16	28.79% 38	57.58% 76	1.52% 2	132
14. Helping members discover their own gifts for ministry and service	26.32% 35	34.59% 46	38.35% 51	0.75% 1	133
15. Participating in activities and programs with other local religious groups	26.52% 35	22.73% 30	49.24% 65	1.52% 2	132
16. Expressing our denominational heritage/tradition	10.69% 14	48.85% 64	38.17% 50	2.29% 3	131

Q6 Overall, which ONE of the above tasks does your congregation do to best?

Answered: 129 Skipped: 14



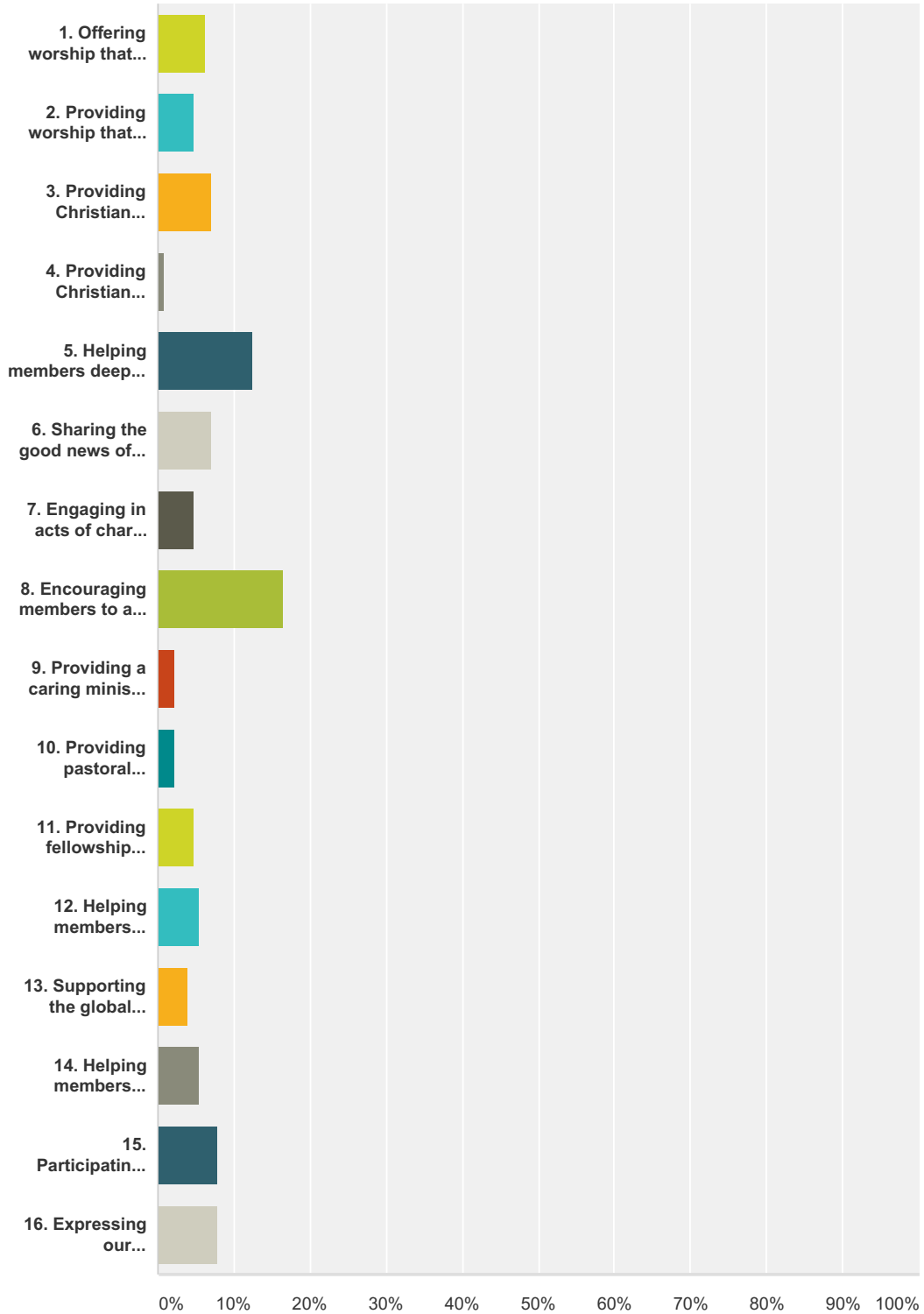
Answer Choices	Responses
----------------	-----------

Episcopal Church of the Epiphany

1. Offering worship that provides a meaningful experience of God and the Christian tradition	42.64%	55
2. Providing worship that expresses the Gospel in contemporary language and forms	1.55%	2
3. Providing Christian education for children and youth	1.55%	2
4. Providing Christian education programs for adults	6.20%	8
5. Helping members deepen their personal, spiritual relationship with God	4.65%	6
6. Sharing the good news of the Gospel with others	0.00%	0
7. Engaging in acts of charity and service to persons in need	31.01%	40
8. Encouraging members to act on the relationship of the Christian faith to social, political, and economic issues	0.78%	1
9. Providing a caring ministry for the sick, shut-ins and the bereaved	3.10%	4
10. Providing pastoral counseling to help members deal with personal problems	1.55%	2
11. Providing fellowship opportunities for members	1.55%	2
12. Helping members understand their use of money, time and talents as expressions of Christian stewardship	0.00%	0
13. Supporting the global mission of the church/denomination	0.00%	0
14. Helping members discover their own gifts for ministry and service	1.55%	2
15. Participating in activities and programs with other local religious groups	0.00%	0
16. Expressing our denominational heritage/tradition	3.88%	5
Total		129

Q7 For the sake of your own personal involvement in your congregation, which ONE task would you most like to see strengthened?

Answered: 127 Skipped: 16

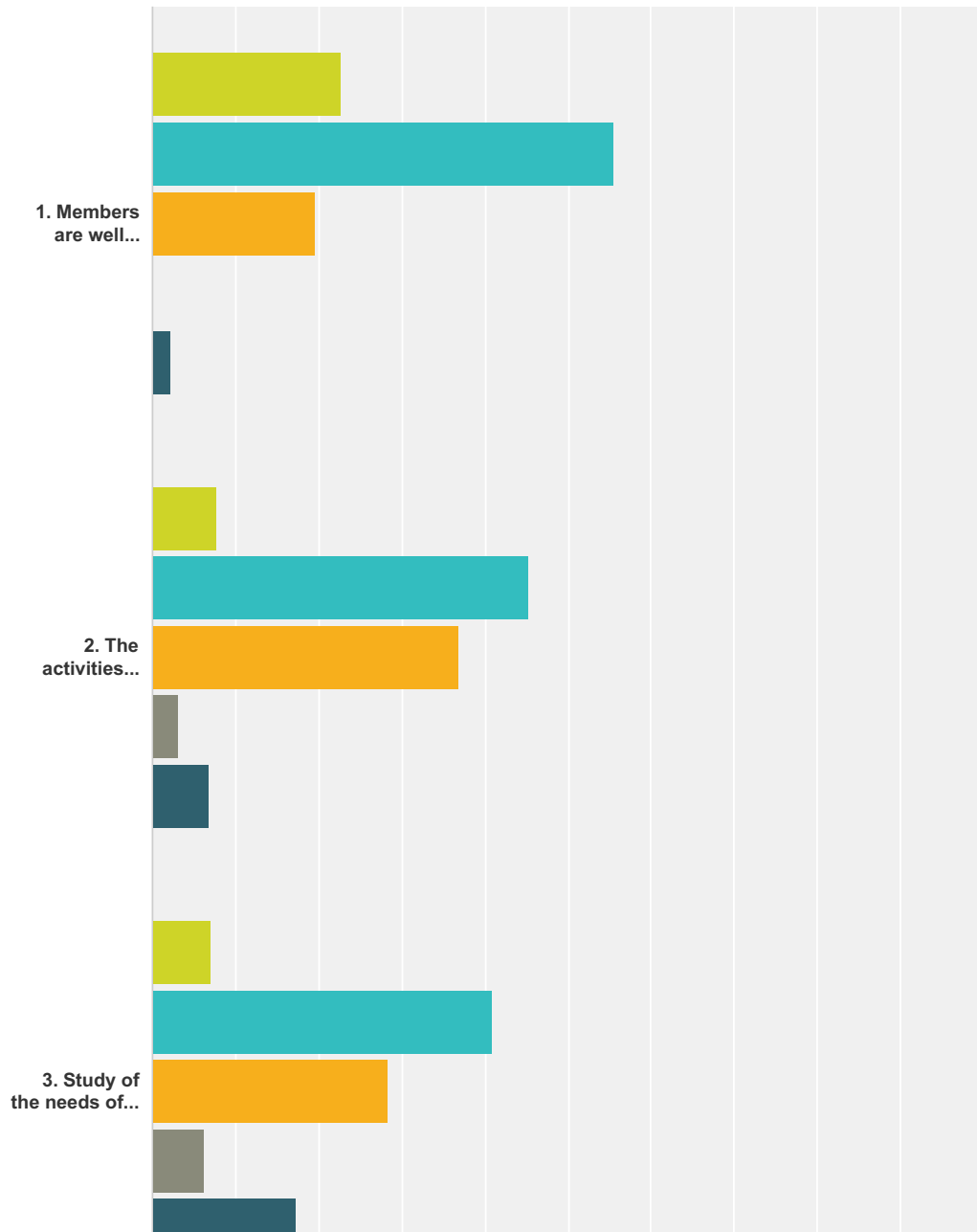


Episcopal Church of the Epiphany

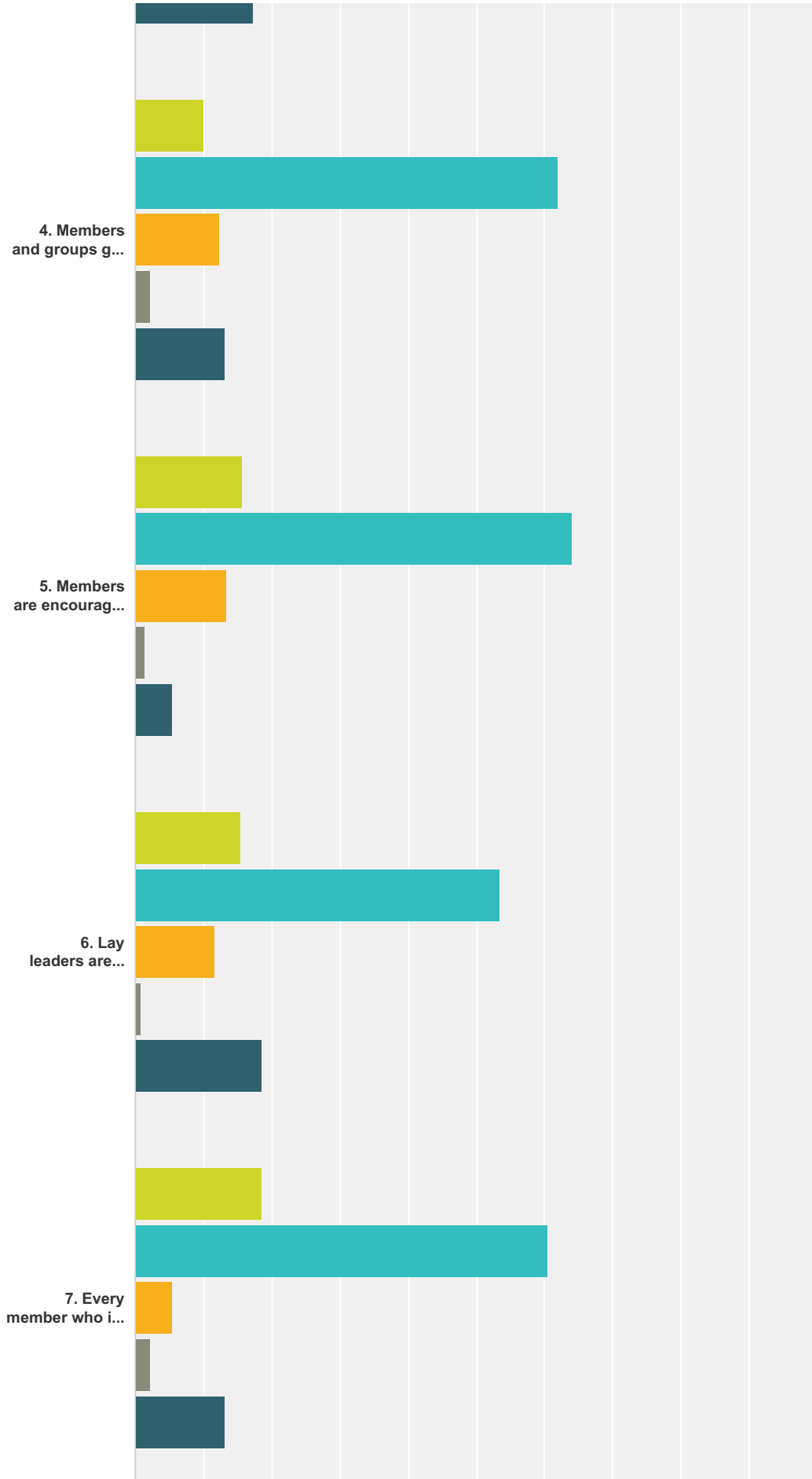
Answer Choices	Responses	
1. Offering worship that provides a meaningful experience of God and the Christian tradition	6.30%	8
2. Providing worship that expresses the Gospel in contemporary language and forms	4.72%	6
3. Providing Christian education for children and youth	7.09%	9
4. Providing Christian education programs for adults	0.79%	1
5. Helping members deepen their personal, spiritual relationship with God	12.60%	16
6. Sharing the good news of the Gospel with others	7.09%	9
7. Engaging in acts of charity and service to persons in need	4.72%	6
8. Encouraging members to act on the relationship of the Christian faith to social, political, and economic issues	16.54%	21
9. Providing a caring ministry for the sick, shut-ins and the bereaved	2.36%	3
10. Providing pastoral counseling to help members deal with personal problems	2.36%	3
11. Providing fellowship opportunities for members	4.72%	6
12. Helping members understand their use of money, time and talents as expressions of Christian stewardship	5.51%	7
13. Supporting the global mission of the church/denomination	3.94%	5
14. Helping members discover their own gifts for ministry and service	5.51%	7
15. Participating in activities and programs with other local religious groups	7.87%	10
16. Expressing our denominational heritage/tradition	7.87%	10
Total		127

Q8 In order to carry out its tasks, every church must deal with certain organizational issues, such as making decisions, sharing information, and developing resources. Listed below are a number of statements describing such issues. To what extent do you agree or disagree that each statement describes your congregation? A "Don't Know" response is provided, but please use it only when absolutely necessary.

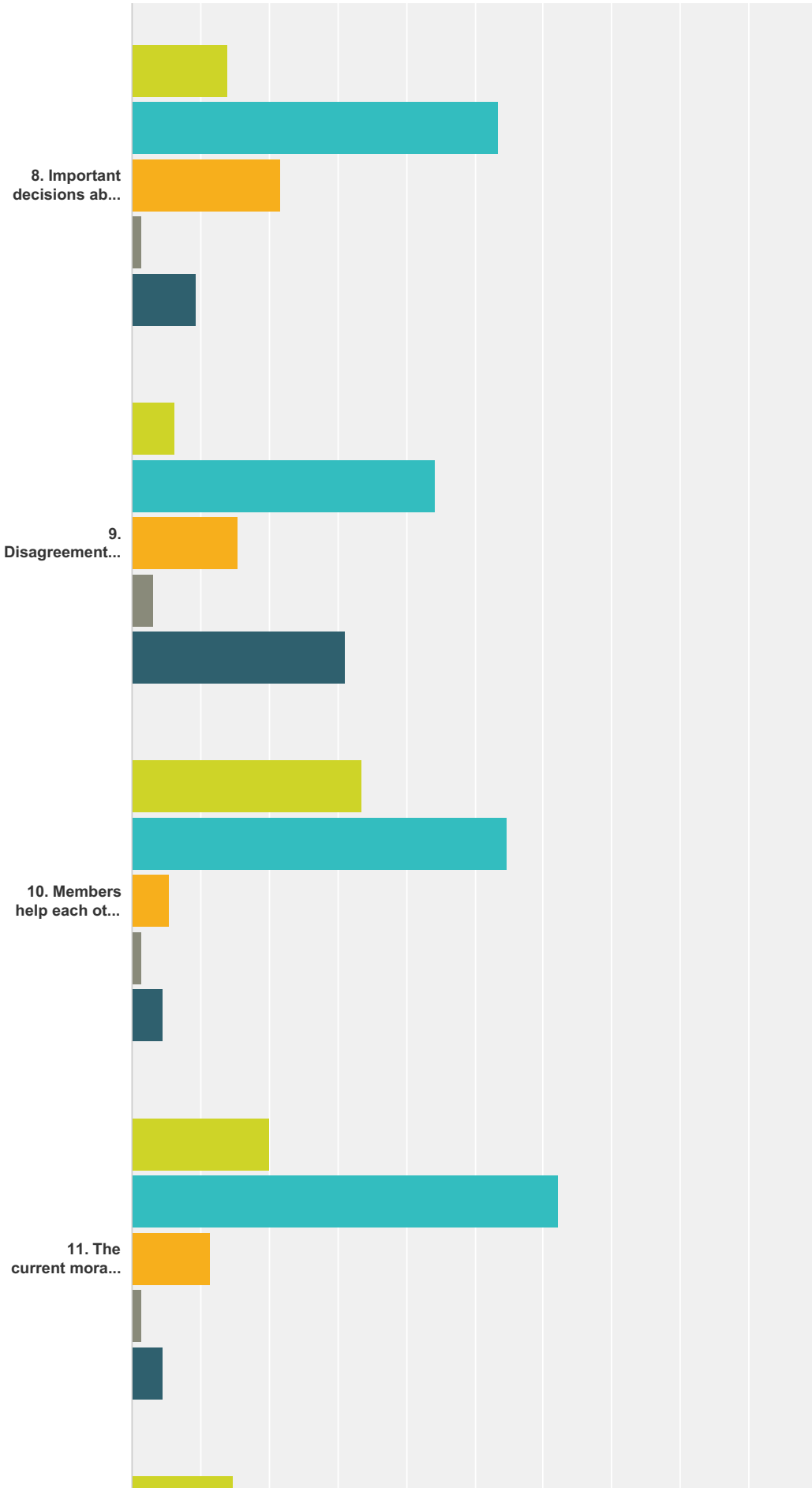
Answered: 130 Skipped: 13



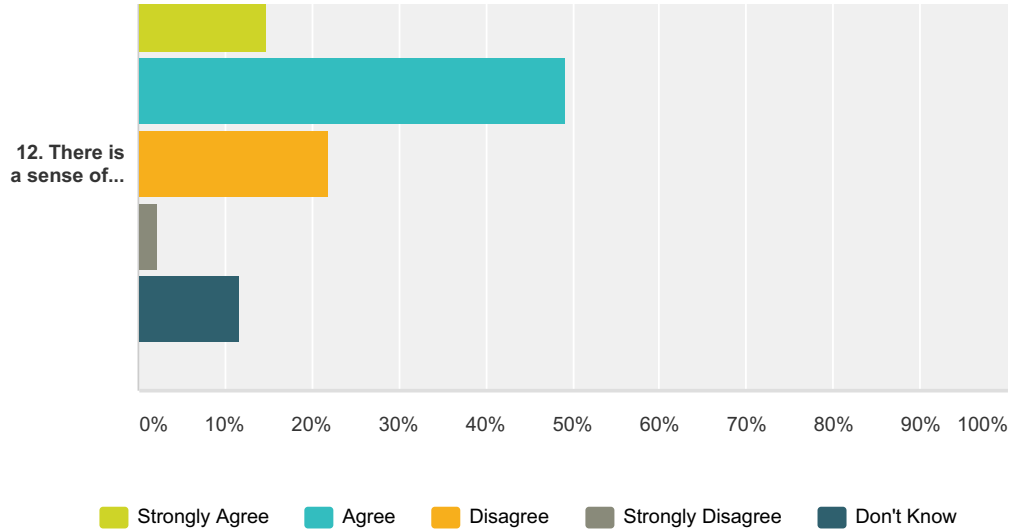
Episcopal Church of the Epiphany



Episcopal Church of the Epiphany



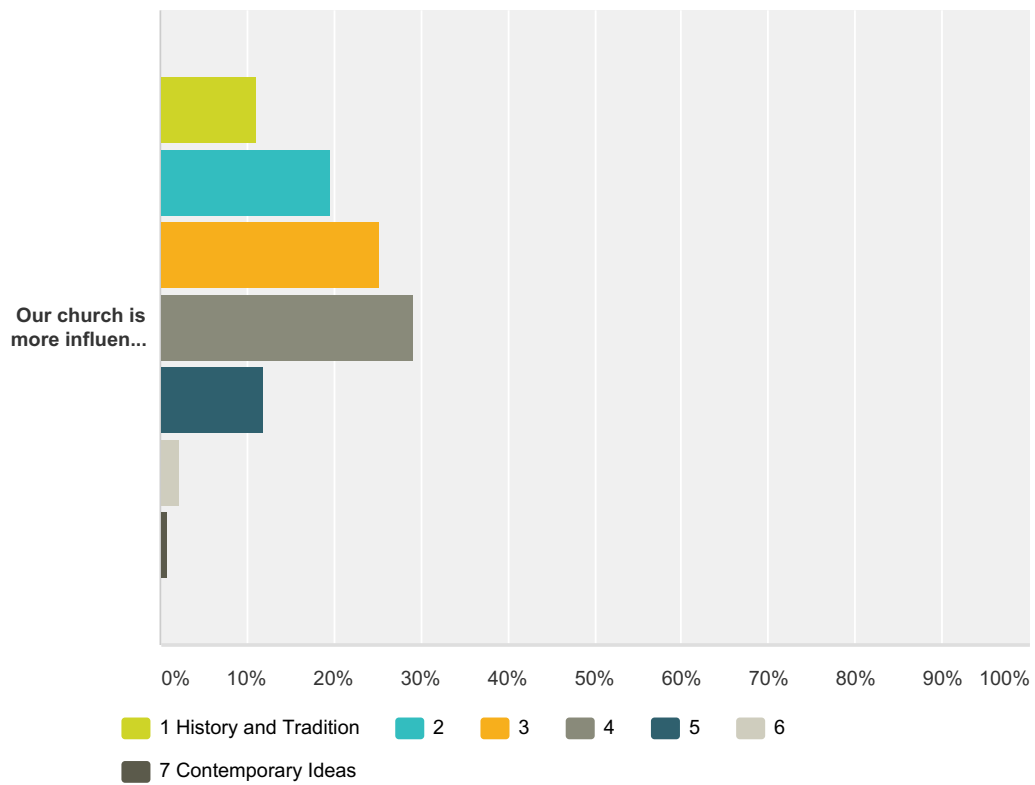
Episcopal Church of the Epiphany



	Strongly Agree	Agree	Disagree	Strongly Disagree	Don't Know	Total
1. Members are well informed about what the various committees and groups in the church are doing.	22.66% 29	55.47% 71	19.53% 25	0.00% 0	2.34% 3	128
2. The activities taking place in the congregation are well publicized to the surrounding community	7.69% 10	45.38% 59	36.92% 48	3.08% 4	6.92% 9	130
3. Study of the needs of the congregation and the community is regularly undertaken as the basis for church planning	7.09% 9	40.94% 52	28.35% 36	6.30% 8	17.32% 22	127
4. Members and groups get a lot of support and encouragement for trying something new in the congregation	10.08% 13	62.02% 80	12.40% 16	2.33% 3	13.18% 17	129
5. Members are encouraged to discover their particular gifts for ministry and service	15.63% 20	64.06% 82	13.28% 17	1.56% 2	5.47% 7	128
6. Lay leaders are provided the training they need for their committee and task assignments	15.50% 20	53.49% 69	11.63% 15	0.78% 1	18.60% 24	129
7. Every member who is capable and interested has an equal opportunity to hold key leadership positions	18.60% 24	60.47% 78	5.43% 7	2.33% 3	13.18% 17	129
8. Important decisions about the life of the church are rarely made without open discussion by church leaders and members	13.95% 18	53.49% 69	21.71% 28	1.55% 2	9.30% 12	129
9. Disagreements and conflicts are dealt with openly rather than hushed up or hidden behind closed doors	6.20% 8	44.19% 57	15.50% 20	3.10% 4	31.01% 40	129
10. Members help each other out in times of trouble	33.59% 43	54.69% 70	5.47% 7	1.56% 2	4.69% 6	128
11. The current morale of our church membership is high	20.00% 26	62.31% 81	11.54% 15	1.54% 2	4.62% 6	130
12. There is a sense of excitement among members about our church's future	14.84% 19	49.22% 63	21.88% 28	2.34% 3	11.72% 15	128

Q9 Listed below are several alternatives touching upon important dimensions of a church's identity. Using the seven point scale between each set of alternatives, please check the number which best describes where your congregation falls, "1" meaning most like the characteristic on the left, "7" meaning most like the characteristic on the right, "4" meaning an equal mix of both. 1.

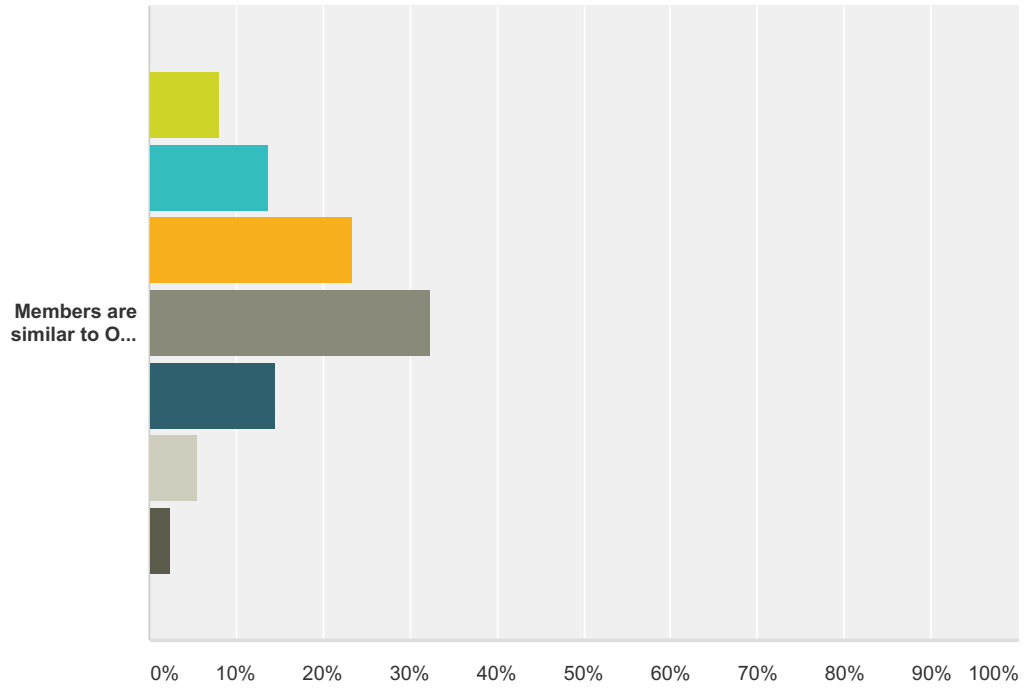
Answered: 127 Skipped: 16



	1 History and Tradition	2	3	4	5	6	7 Contemporary Ideas	Total
Our church is more influenced by history and tradition OR by contemporary ideas and trends.	11.02% 14	19.69% 25	25.20% 32	29.13% 37	11.81% 15	2.36% 3	0.79% 1	127

Q10 2.

Answered: 124 Skipped: 19



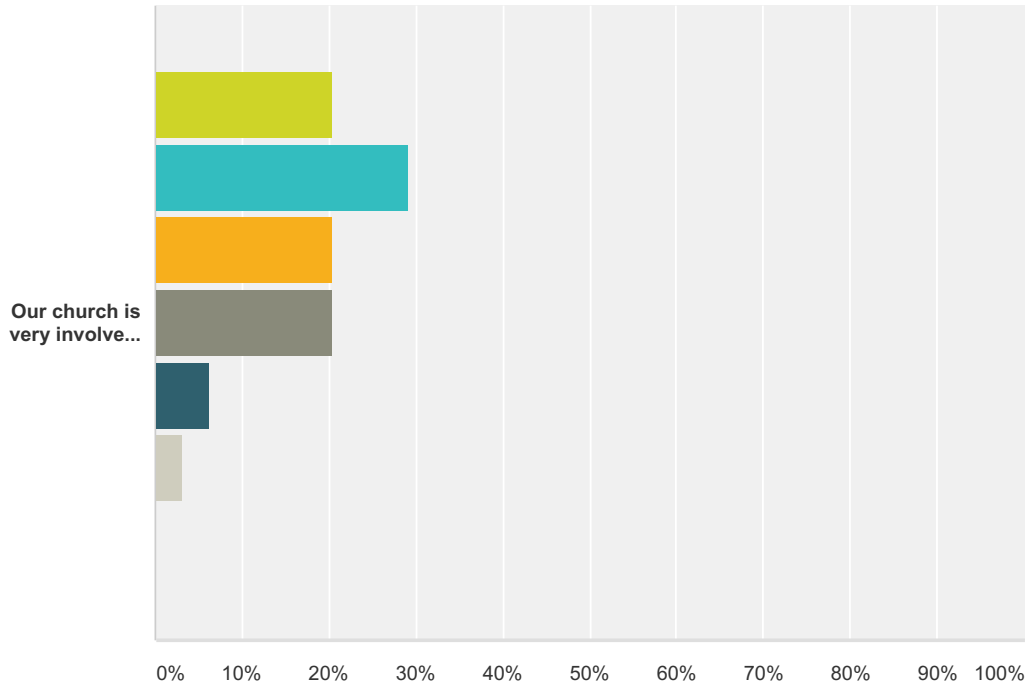
1 Similar To 2 3 4 5 6 7 Very Different From

	1 Similar To	2	3	4	5	6	7 Very Different From	Total
Members are similar to OR very different from the people who live immediately around the church.	8.06% 10	13.71% 17	23.39% 29	32.26% 40	14.52% 18	5.65% 7	2.42% 3	124

Episcopal Church of the Epiphany

Q11 3.

Answered: 127 Skipped: 16



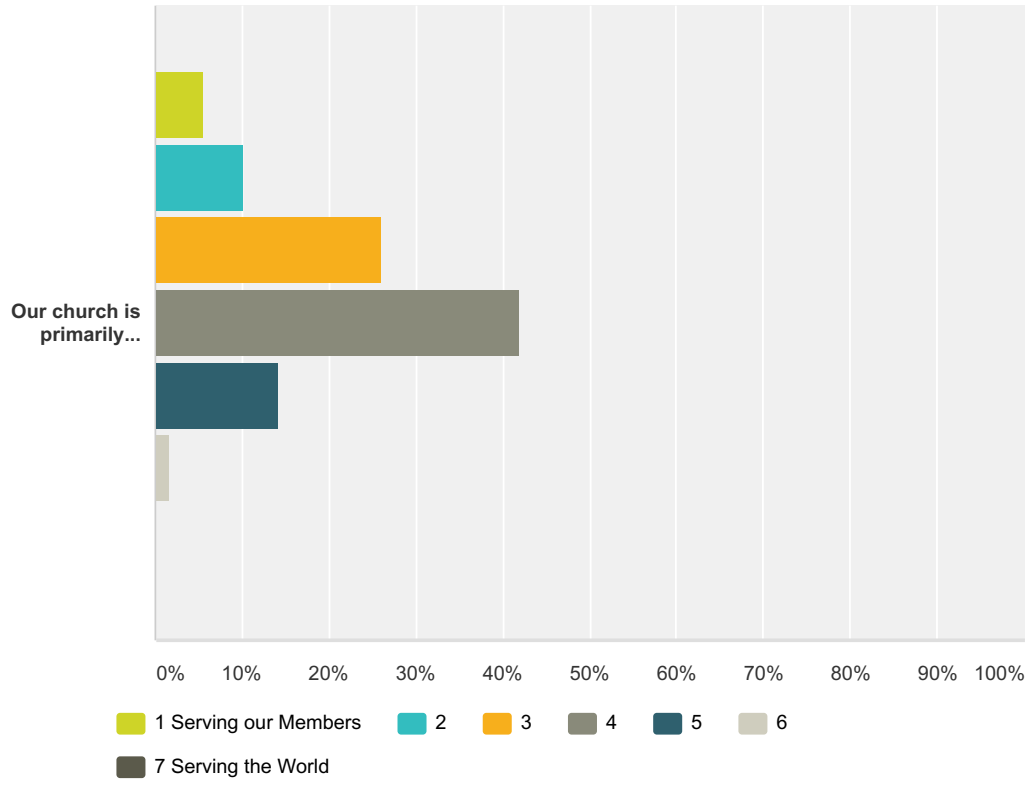
■ 1 Very Involved
 ■ 2
 ■ 3
 ■ 4
 ■ 5
 ■ 6
 ■ 7 Not at all Involved

	1 Very Involved	2	3	4	5	6	7 Not at all Involved	Total
Our church is very involved OR not at all involved with the community around the church.	20.47% 26	29.13% 37	20.47% 26	20.47% 26	6.30% 8	3.15% 4	0.00% 0	127

Episcopal Church of the Epiphany

Q12 4.

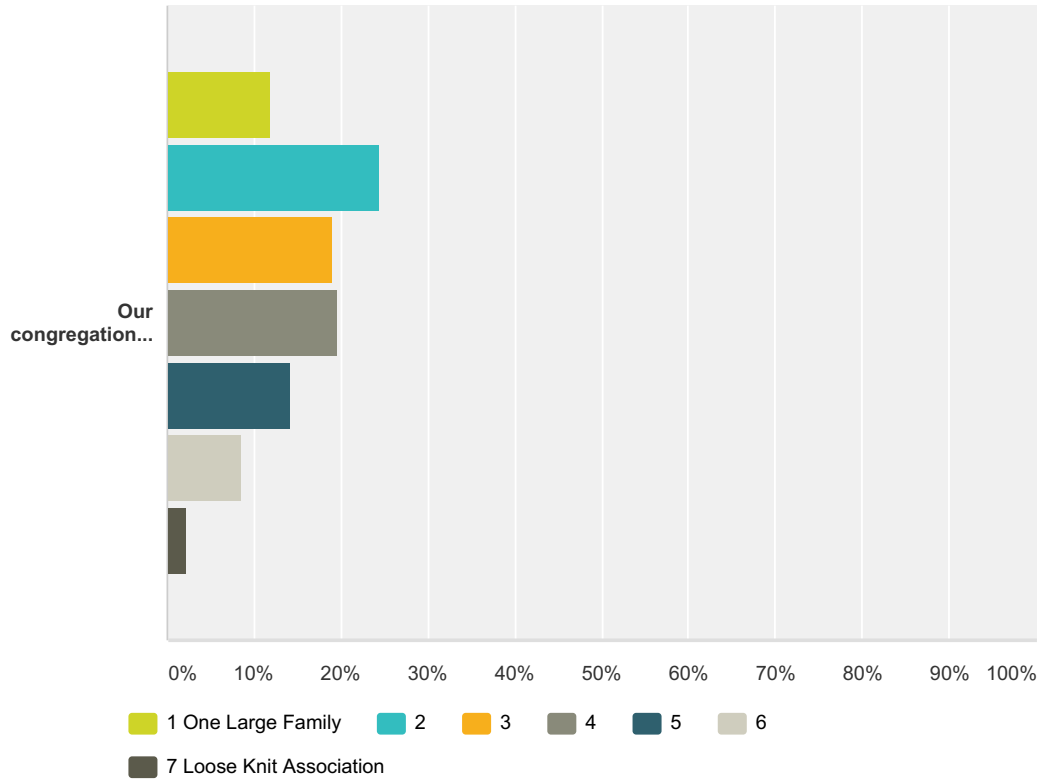
Answered: 126 Skipped: 17



	1 Serving our Members	2	3	4	5	6	7 Serving the World	Total
Our church is primarily oriented to serving our members OR to serving the world beyond our membership.	5.56%	10.32%	26.19%	42.06%	14.29%	1.59%	0.00%	126
	7	13	33	53	18	2	0	

Q13 5.

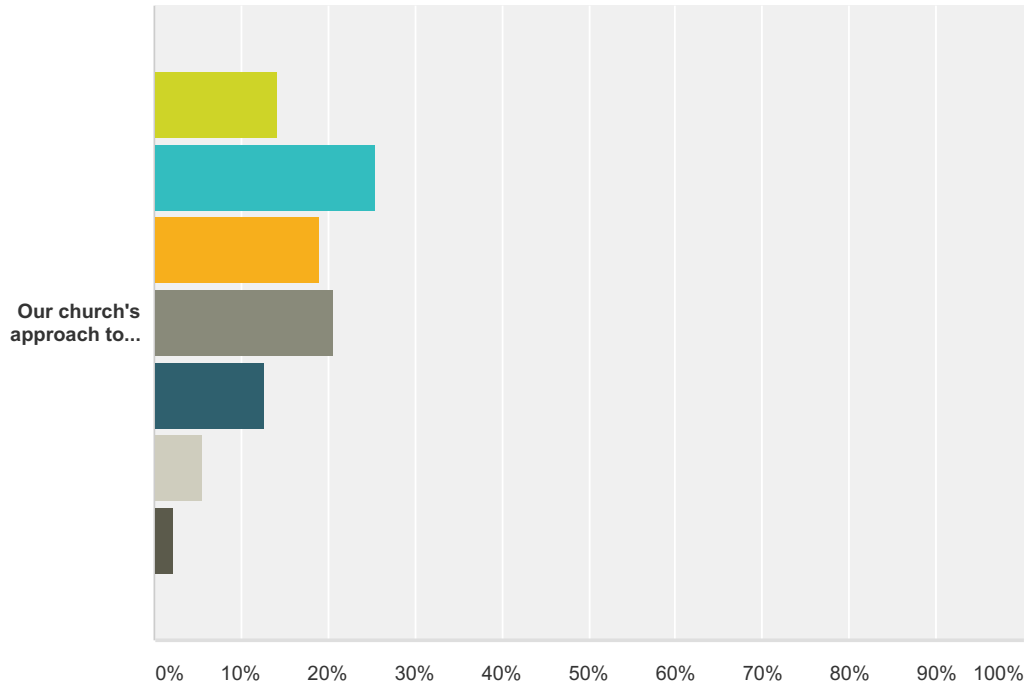
Answered: 127 Skipped: 16



	1 One Large Family	2	3	4	5	6	7 Loose Knit Association	Total
Our congregation feels like one large family OR like a loosely knit association of individuals and groups.	11.81% 15	24.41% 31	18.90% 24	19.69% 25	14.17% 18	8.66% 11	2.36% 3	127

Q14 6.

Answered: 126 Skipped: 17

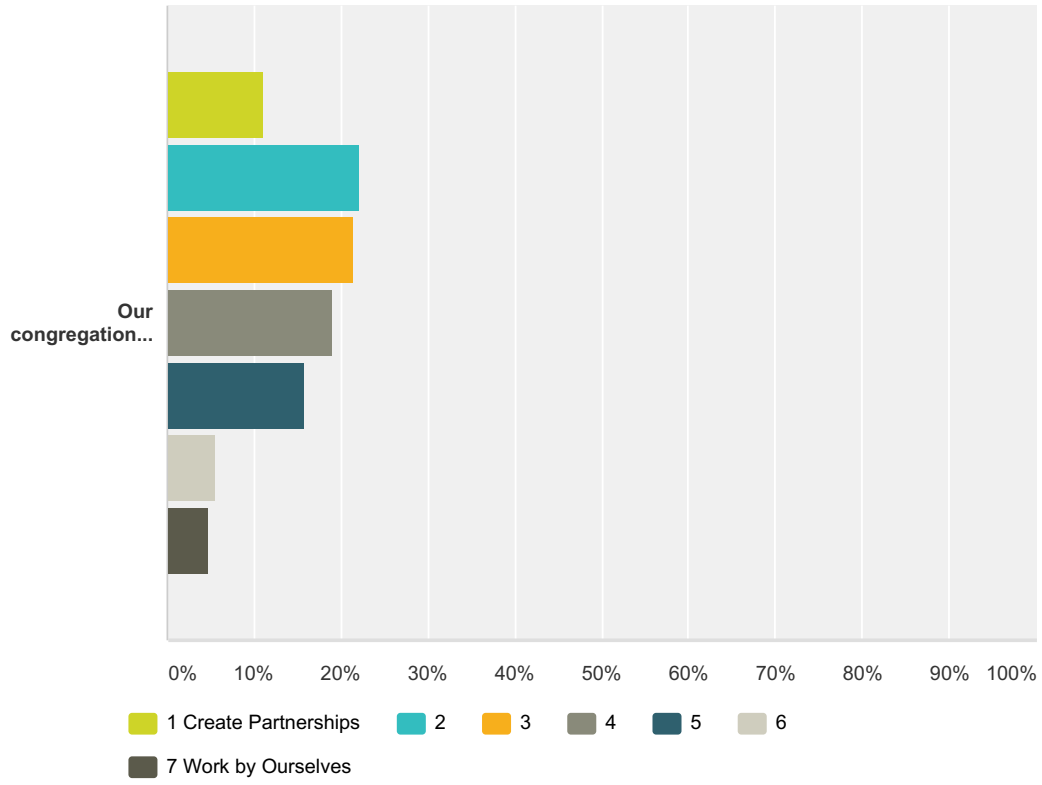


■ 1 Educational
 ■ 2
 ■ 3
 ■ 4
 ■ 5
 ■ 6
 ■ 7 Activist

	1 Educational	2	3	4	5	6	7 Activist	Total
Our church's approach to social issues is basically educational, leaving any action to individual conscience OR is decidedly "activist". We take stands on social issues as a congregation.	14.29% 18	25.40% 32	19.05% 24	20.63% 26	12.70% 16	5.56% 7	2.38% 3	126

Q15 7.

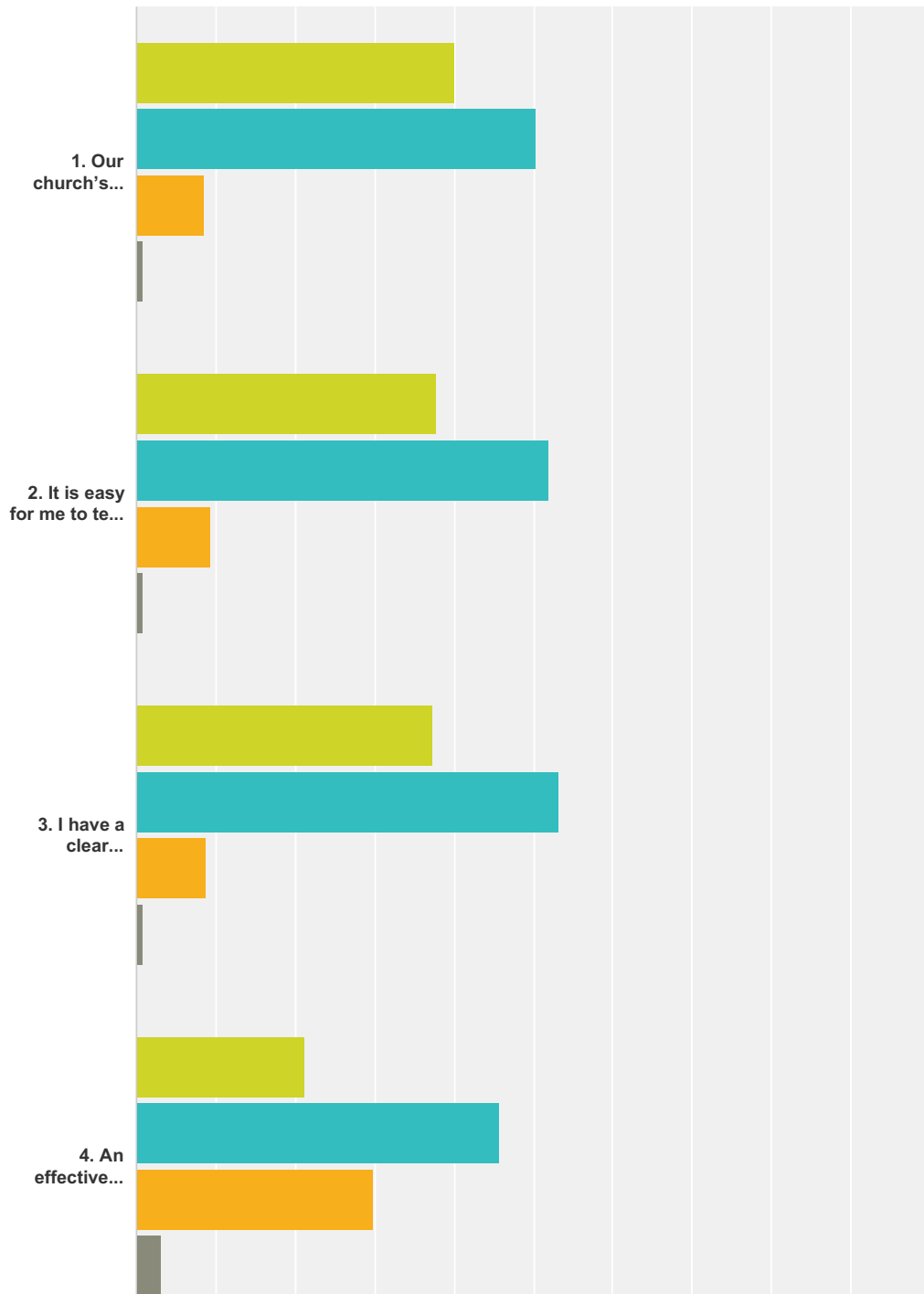
Answered: 126 Skipped: 17



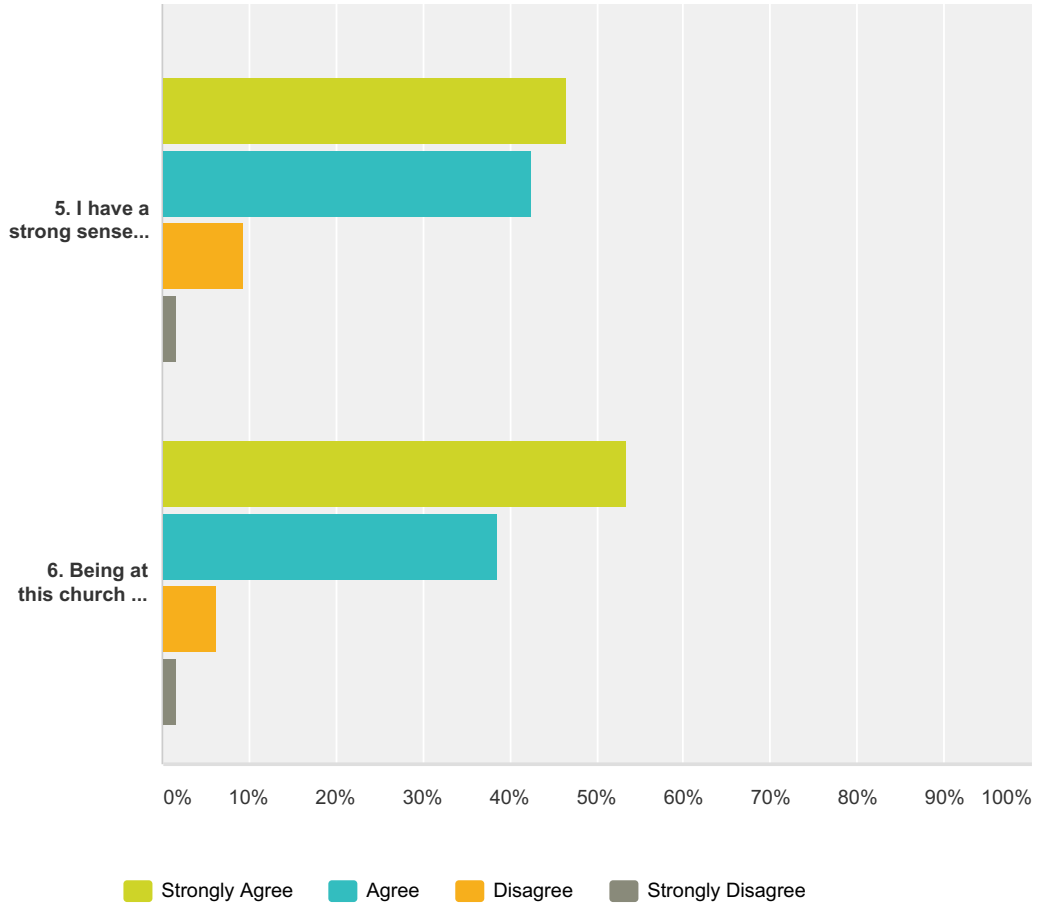
	1 Create Partnerships	2	3	4	5	6	7 Work by Ourselves	Total
Our congregation strives to create partnerships with other local churches OR prefers to work by ourselves or through our denominational channels.	11.11% 14	22.22% 28	21.43% 27	19.05% 24	15.87% 20	5.56% 7	4.76% 6	126

Q16 All congregations have an identity, or a sense of who they are, that all members share in and yet any individual member stands somewhat apart from. Please rate your agreement or disagreement with the following statements from your perspective as an individual looking at your congregation's overall identity and vision.

Answered: 127 Skipped: 16



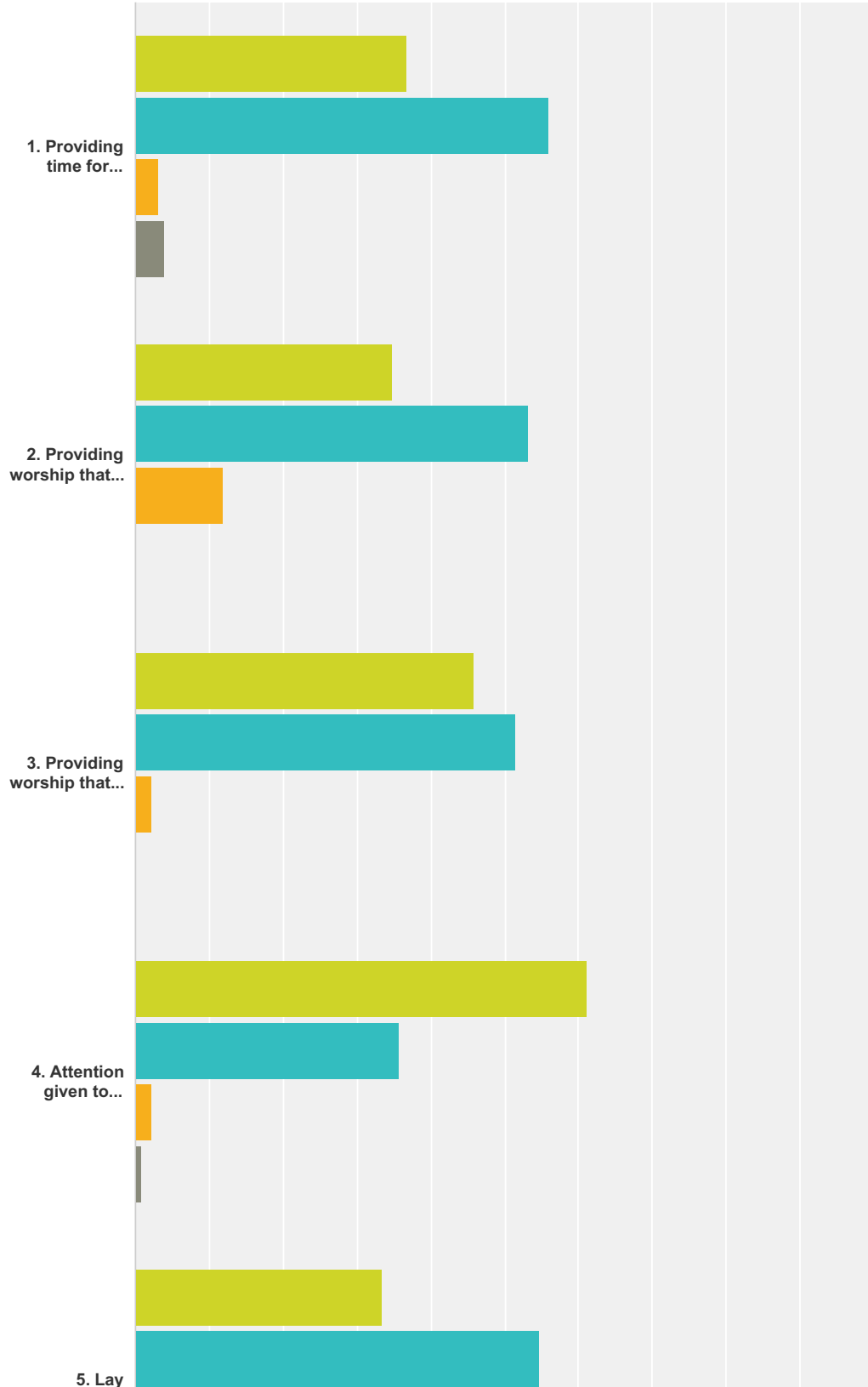
Episcopal Church of the Epiphany



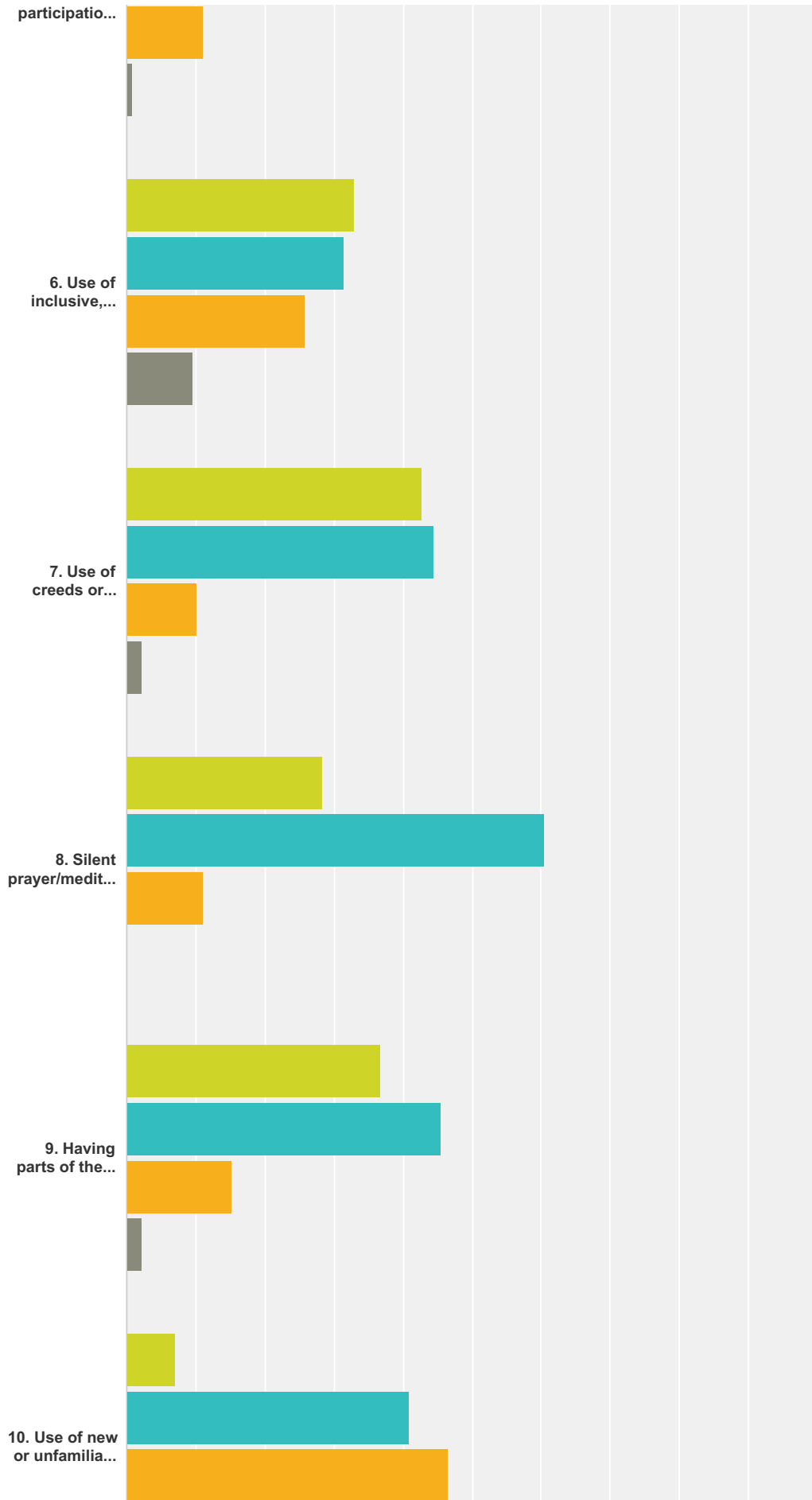
	Strongly Agree	Agree	Disagree	Strongly Disagree	Total
1. Our church's identity, as it is, is one with which I feel comfortable.	40.16% 51	50.39% 64	8.66% 11	0.79% 1	127
2. It is easy for me to tell my friends what is unique about our church.	37.80% 48	51.97% 66	9.45% 12	0.79% 1	127
3. I have a clear understanding of what our church stands for.	37.30% 47	53.17% 67	8.73% 11	0.79% 1	126
4. An effective effort was made to instruct me in our church's mission.	21.26% 27	45.67% 58	29.92% 38	3.15% 4	127
5. I have a strong sense of belonging to this congregation.	46.46% 59	42.52% 54	9.45% 12	1.57% 2	127
6. Being at this church has made a difference in my spiritual life.	53.54% 68	38.58% 49	6.30% 8	1.57% 2	127

Q17 For you, personally, how important are each of the following in the mix of qualities that make a good worship service?

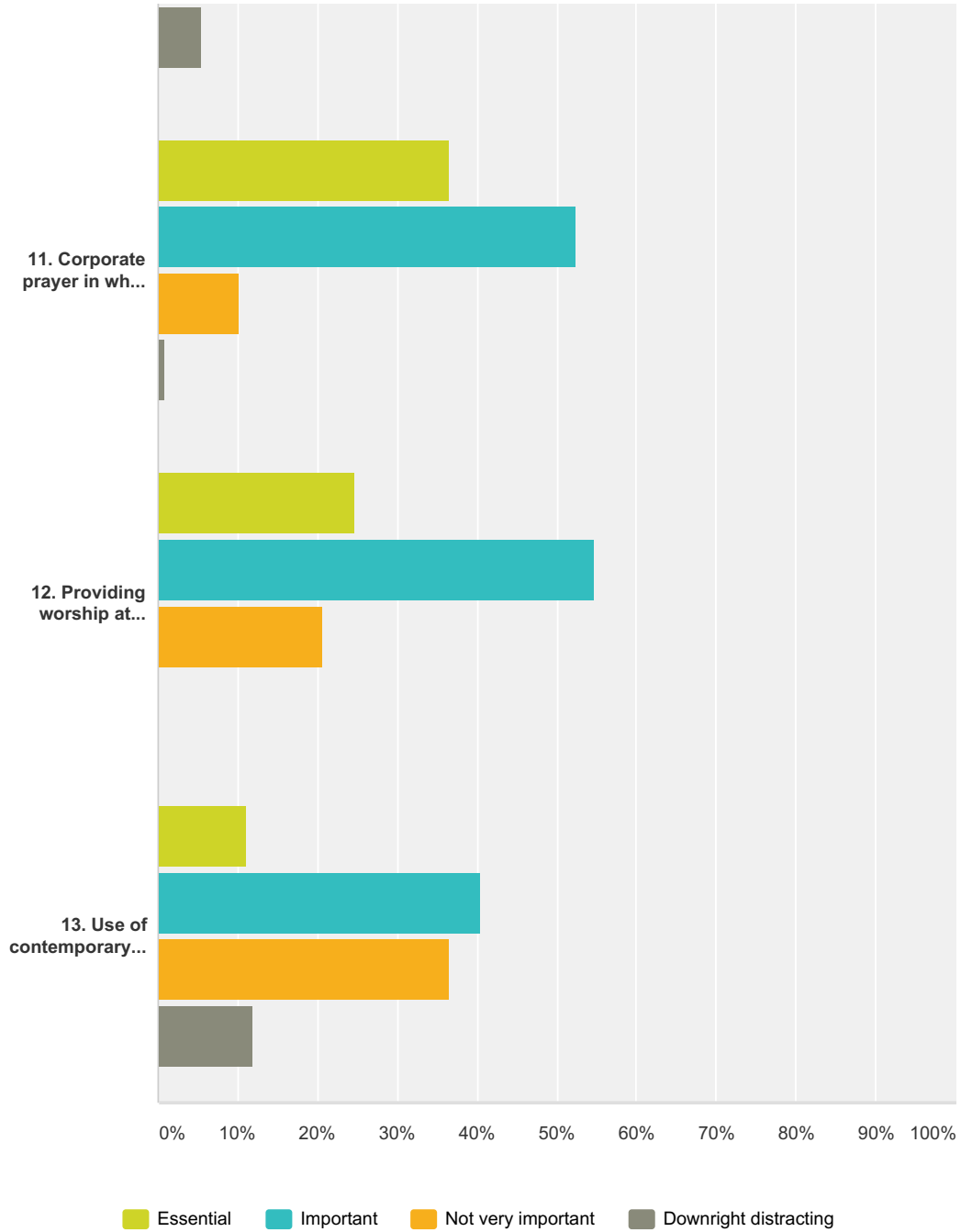
Answered: 127 Skipped: 16



Episcopal Church of the Epiphany



Episcopal Church of the Epiphany



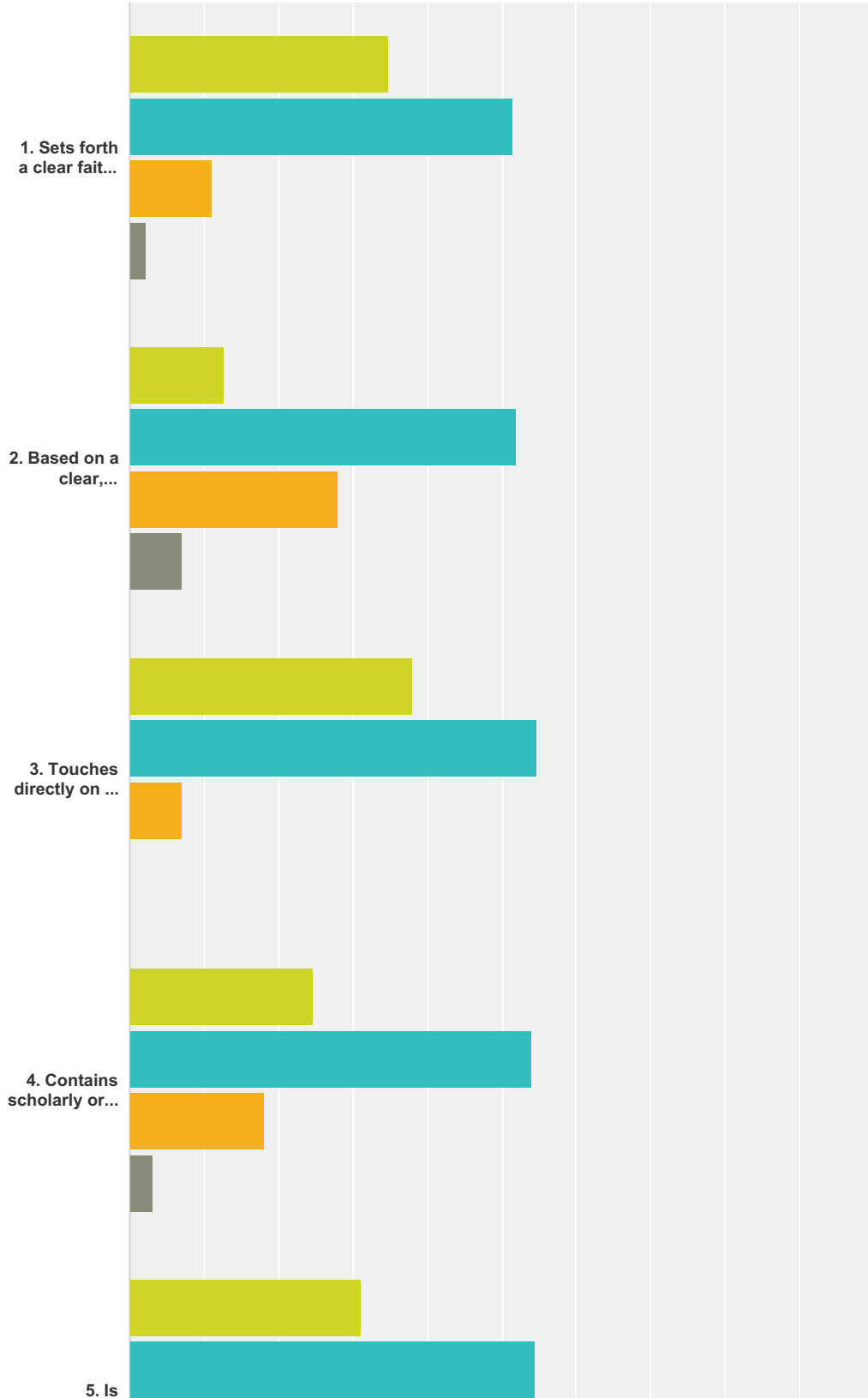
	Essential	Important	Not very important	Downright distracting	Total
1. Providing time for members to greet one another	36.80% 46	56.00% 70	3.20% 4	4.00% 5	125
2. Providing worship that is emotionally moving	34.92% 44	53.17% 67	11.90% 15	0.00% 0	126
3. Providing worship that is intellectually challenging	46.03% 58	51.59% 65	2.38% 3	0.00% 0	126
4. Attention given to sacraments	61.11% 77	35.71% 45	2.38% 3	0.79% 1	126
5. Lay participation in leading worship	33.33% 42	54.76% 69	11.11% 14	0.79% 1	126

Episcopal Church of the Epiphany

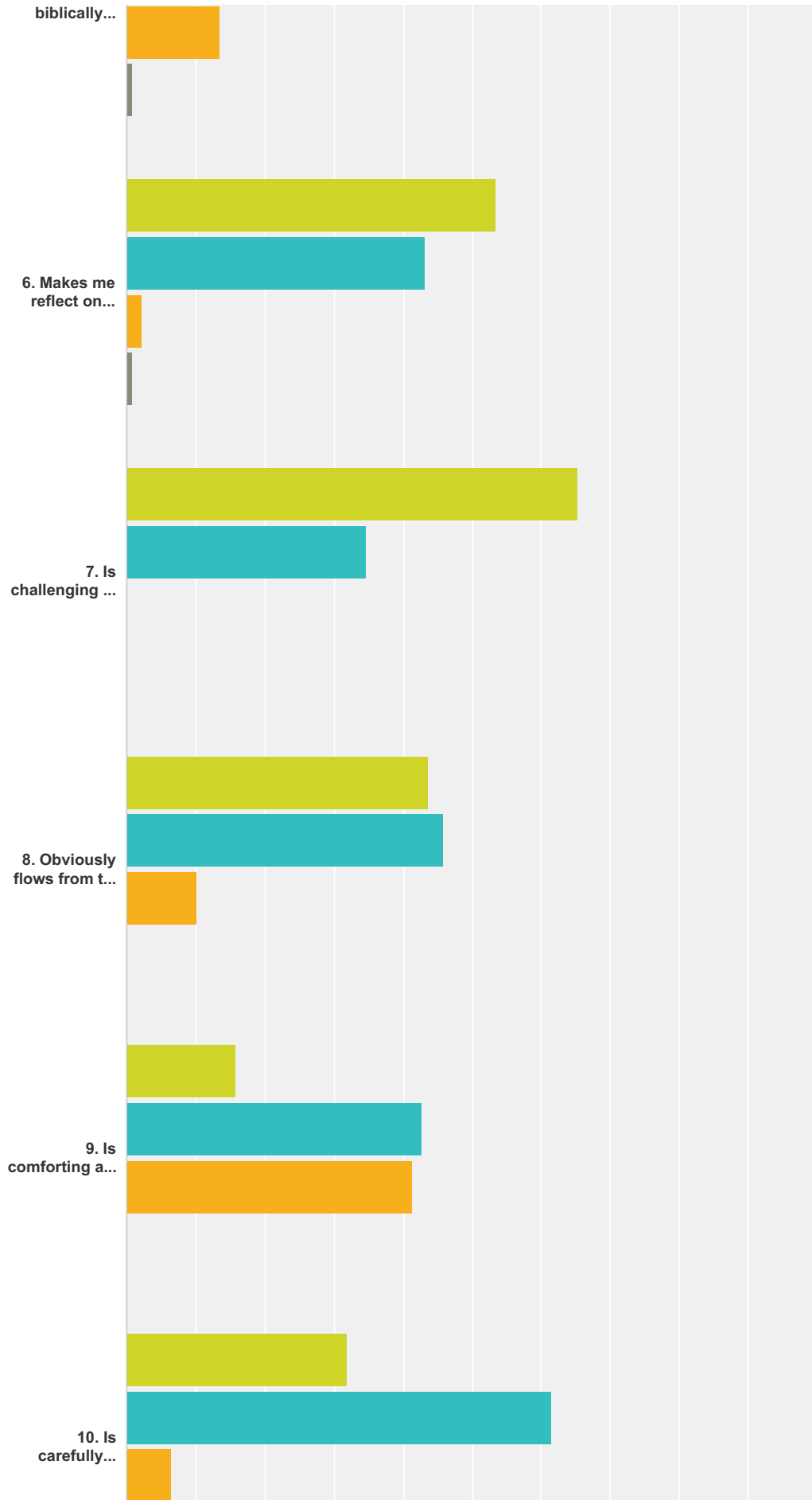
6. Use of inclusive, non-sexist language	33.06% 41	31.45% 39	25.81% 32	9.68% 12	124
7. Use of creeds or statements of faith	42.86% 54	44.44% 56	10.32% 13	2.38% 3	126
8. Silent prayer/meditation	28.35% 36	60.63% 77	11.02% 14	0.00% 0	127
9. Having parts of the worship especially for children	36.80% 46	45.60% 57	15.20% 19	2.40% 3	125
10. Use of new or unfamiliar hymns	7.09% 9	40.94% 52	46.46% 59	5.51% 7	127
11. Corporate prayer in which the entire congregation participates	36.51% 46	52.38% 66	10.32% 13	0.79% 1	126
12. Providing worship at times other than Sunday morning	24.60% 31	54.76% 69	20.63% 26	0.00% 0	126
13. Use of contemporary worship styles, music and language	11.11% 14	40.48% 51	36.51% 46	11.90% 15	126

Q18 For you, personally, how important are each of the following in the mix of qualities that make a good sermon?

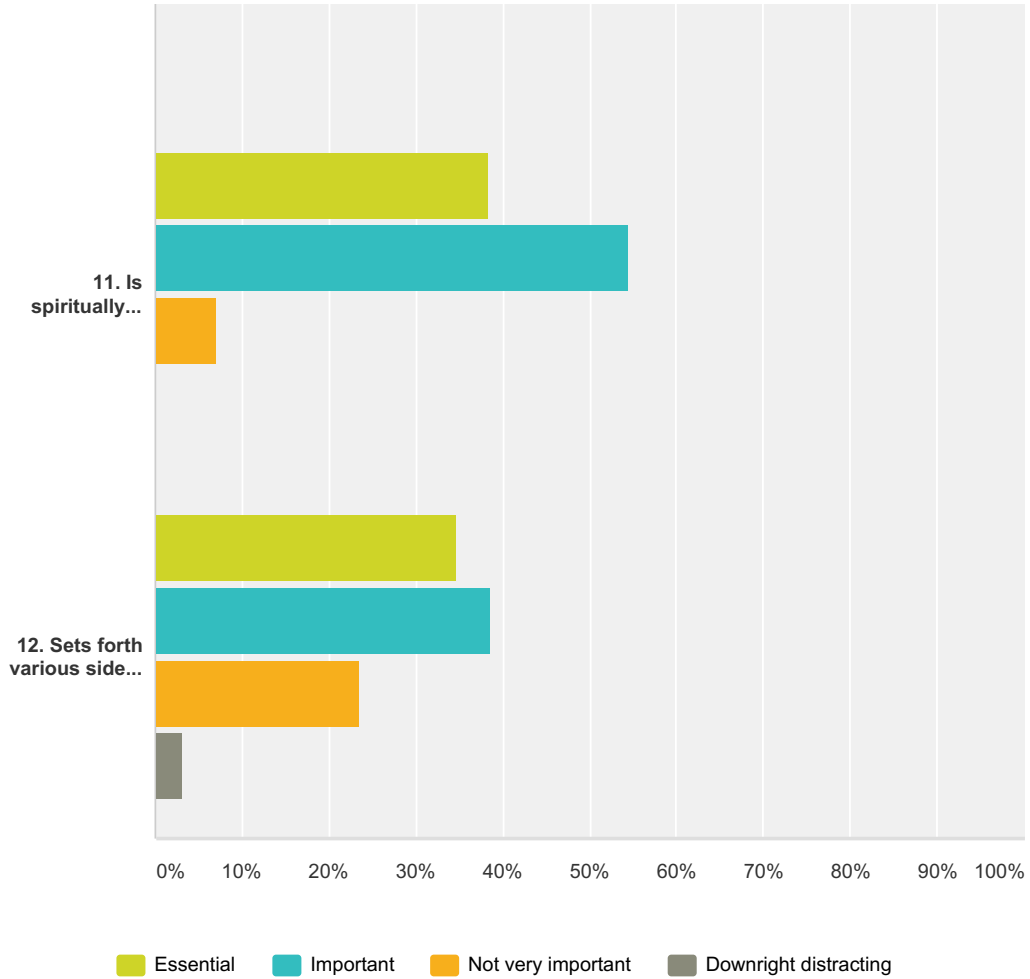
Answered: 127 Skipped: 16



Episcopal Church of the Epiphany



Episcopal Church of the Epiphany



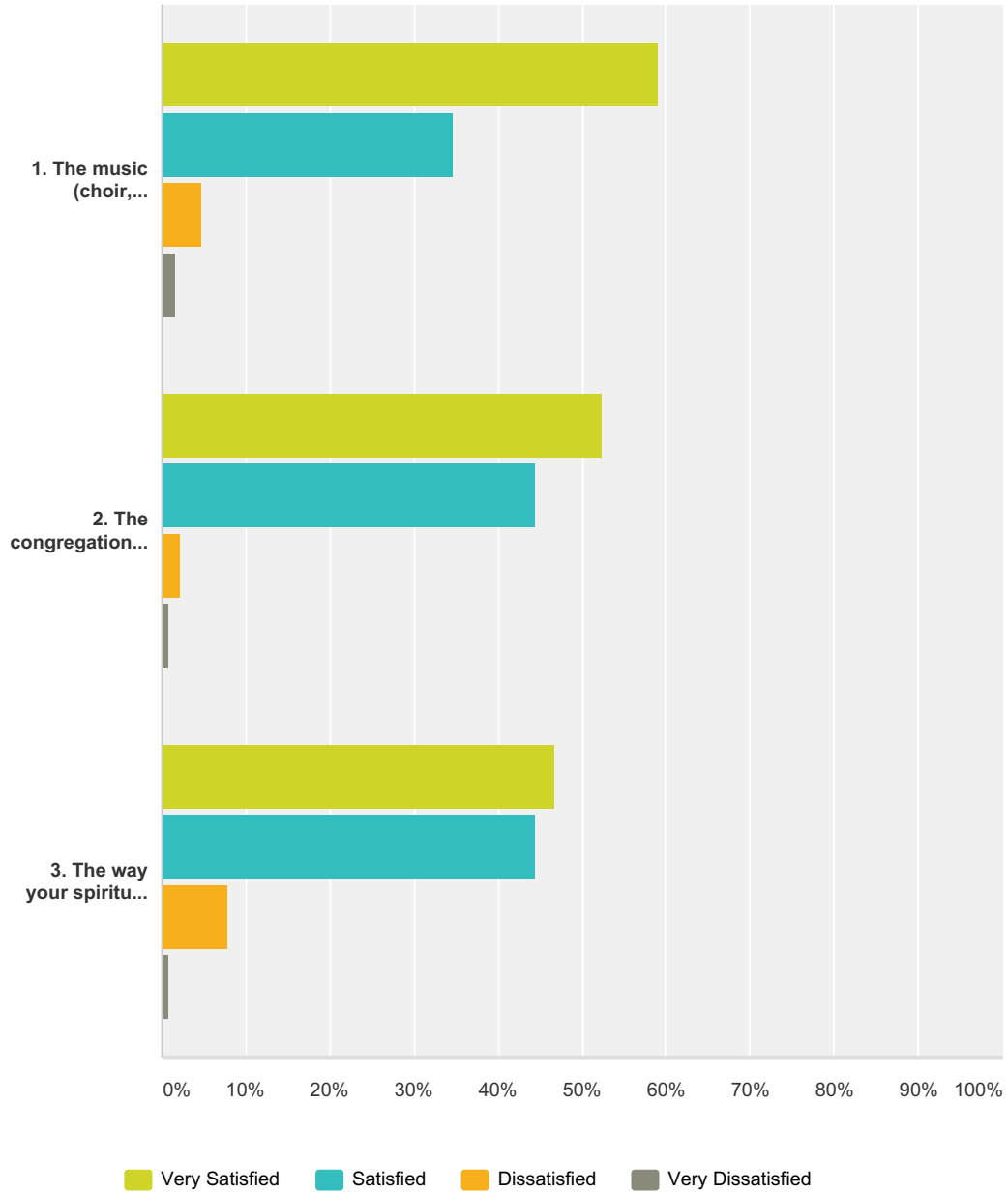
	Essential	Important	Not very important	Downright distracting	Total
1. Sets forth a clear faith position as a guide for making decisions and living a faithful life	34.92% 44	51.59% 65	11.11% 14	2.38% 3	126
2. Based on a clear, unambiguous religious authority	12.80% 16	52.00% 65	28.00% 35	7.20% 9	125
3. Touches directly on my everyday life	38.10% 48	54.76% 69	7.14% 9	0.00% 0	126
4. Contains scholarly or literary illustrations	24.60% 31	53.97% 68	18.25% 23	3.17% 4	126
5. Is biblically based and illustrated	31.20% 39	54.40% 68	13.60% 17	0.80% 1	125
6. Makes me reflect on issues and events that go beyond my personal life and local community	53.54% 68	43.31% 55	2.36% 3	0.79% 1	127
7. Is challenging and thought-provoking	65.35% 83	34.65% 44	0.00% 0	0.00% 0	127
8. Obviously flows from the depth of the preacher's own personal faith and spiritual convictions	43.65% 55	46.03% 58	10.32% 13	0.00% 0	126
9. Is comforting and reassuring	15.87% 20	42.86% 54	41.27% 52	0.00% 0	126

Episcopal Church of the Epiphany

10. Is carefully composed and skillfully delivered	32.00% 40	61.60% 77	6.40% 8	0.00% 0	125
11. Is spiritually moving and inspirational	38.40% 48	54.40% 68	7.20% 9	0.00% 0	125
12. Sets forth various sides of an issue without advocating one position as the only Christian position	34.65% 44	38.58% 49	23.62% 30	3.15% 4	127

Q19 Please identify to what extent you are satisfied with the following aspects of your church:

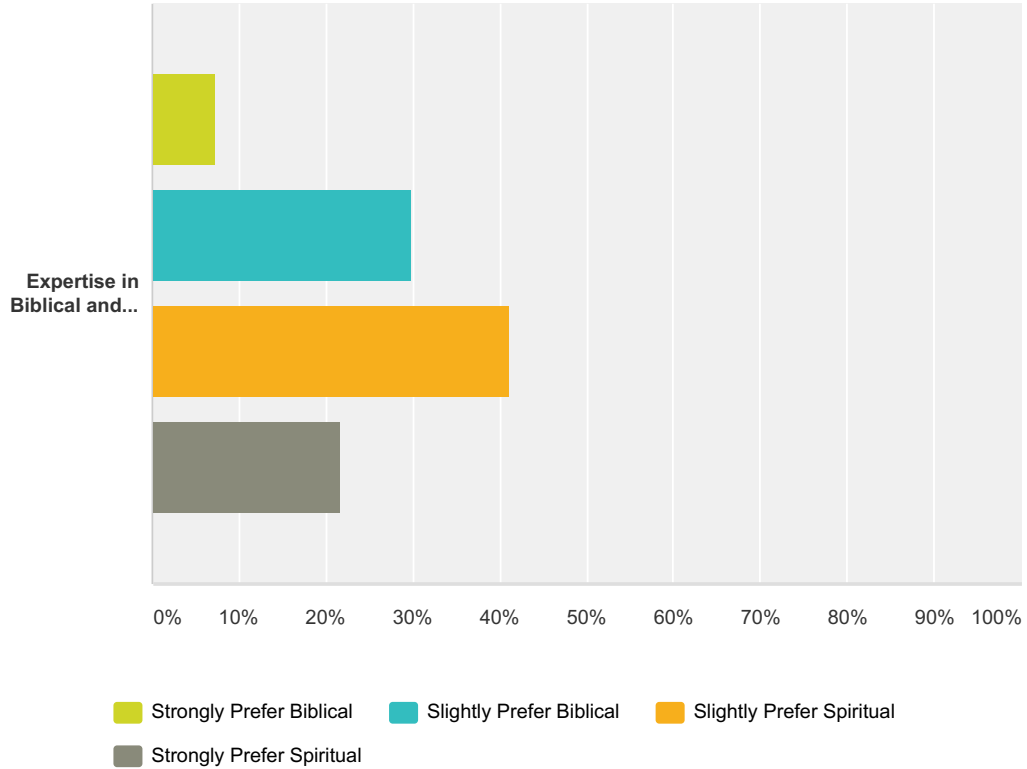
Answered: 127 Skipped: 16



	Very Satisfied	Satisfied	Dissatisfied	Very Dissatisfied	Total
1. The music (choir, anthems, and instrumentals) during Sunday worship	59.06% 75	34.65% 44	4.72% 6	1.57% 2	127
2. The congregation's Sunday worship, other than the music	52.38% 66	44.44% 56	2.38% 3	0.79% 1	126
3. The way your spiritual needs are being met in the worship service	46.83% 59	44.44% 56	7.94% 10	0.79% 1	126

Q20 Listed below are 10 pairs of characteristics of a good priest. You will probably agree that both traits in each pair are desirable. But if you had to choose, which characteristic of the two in each pair would you prefer in your priest. Check one answer for each pair. 1.

Answered: 124 Skipped: 19

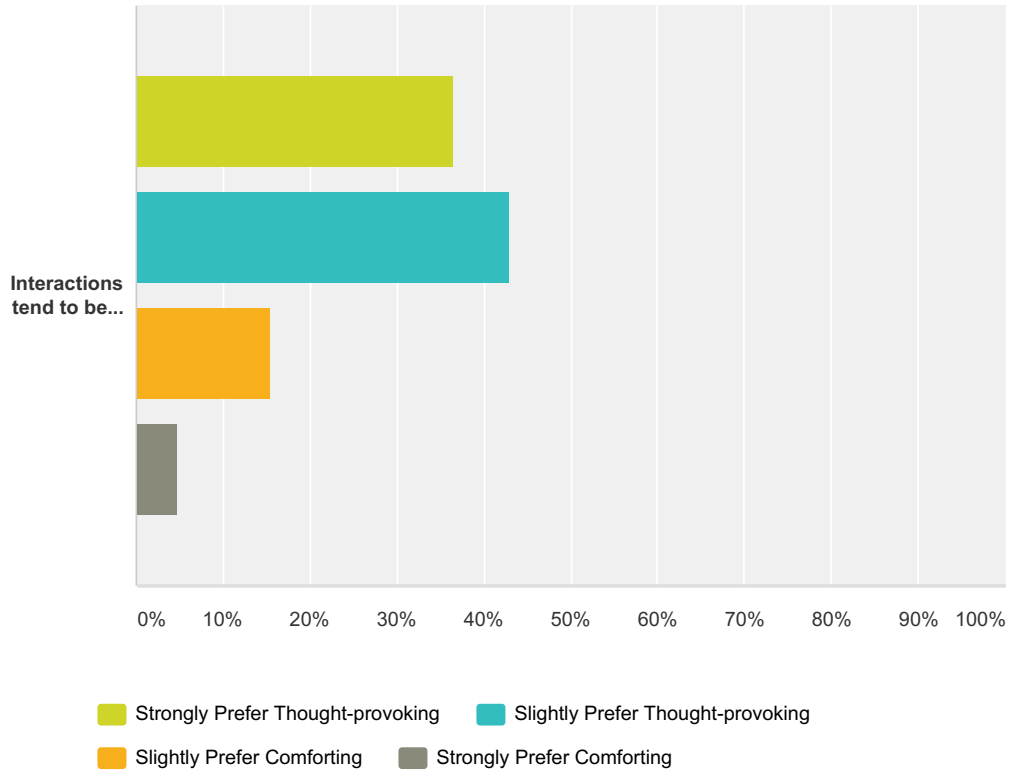


	Strongly Prefer Biblical	Slightly Prefer Biblical	Slightly Prefer Spiritual	Strongly Prefer Spiritual	Total
Expertise in Biblical and theological matters OR a strong emphasis on spiritual development.	7.26% 9	29.84% 37	41.13% 51	21.77% 27	124

Episcopal Church of the Epiphany

Q21 2.

Answered: 123 Skipped: 20

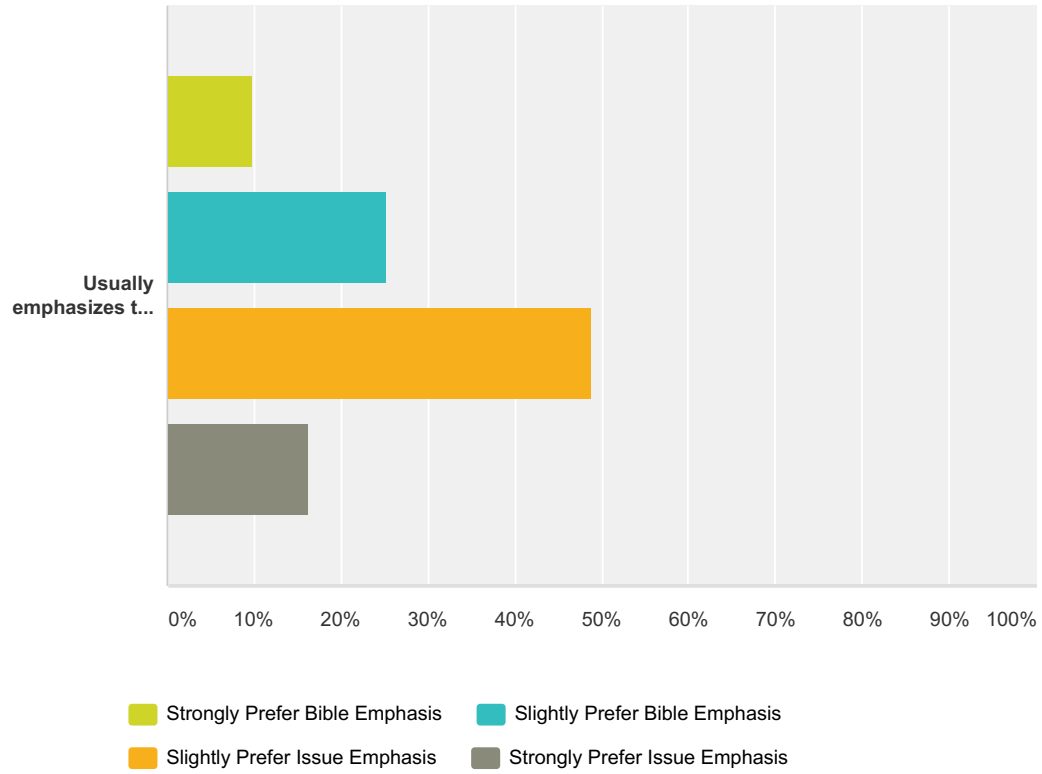


	Strongly Prefer Thought-provoking	Slightly Prefer Thought-provoking	Slightly Prefer Comforting	Strongly Prefer Comforting	Total
Interactions tend to be thought-provoking and challenging OR comforting and reassuring.	36.59% 45	43.09% 53	15.45% 19	4.88% 6	123

Episcopal Church of the Epiphany

Q22 3.

Answered: 123 Skipped: 20

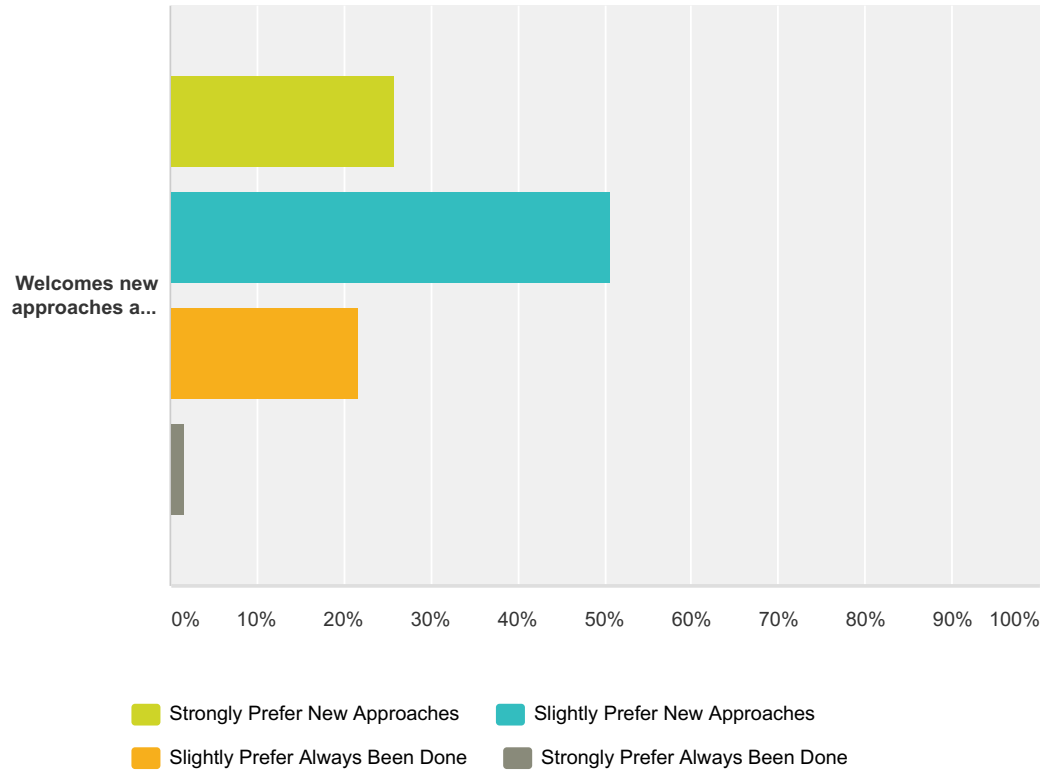


	Strongly Prefer Bible Emphasis	Slightly Prefer Bible Emphasis	Slightly Prefer Issue Emphasis	Strongly Prefer Issue Emphasis	Total
Usually emphasizes the Bible OR contemporary issues.	9.76% 12	25.20% 31	48.78% 60	16.26% 20	123

Episcopal Church of the Epiphany

Q23 4.

Answered: 124 Skipped: 19

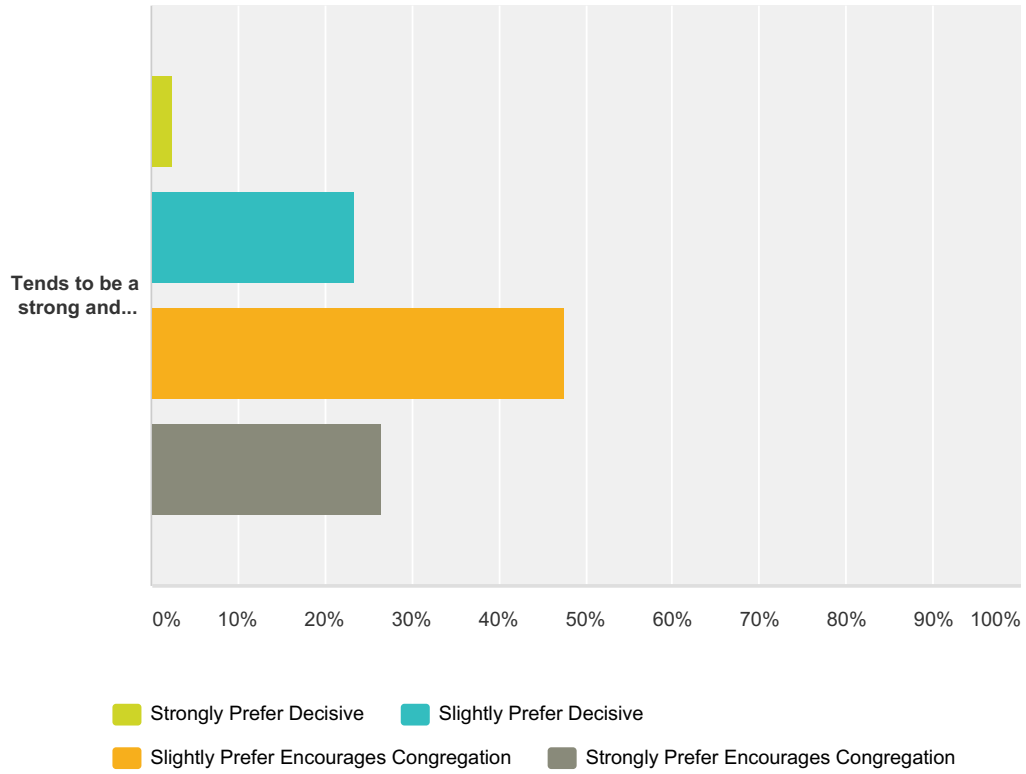


	Strongly Prefer New Approaches	Slightly Prefer New Approaches	Slightly Prefer Always Been Done	Strongly Prefer Always Been Done	Total
Welcomes new approaches and ideas OR the way things have always been done.	25.81% 32	50.81% 63	21.77% 27	1.61% 2	124

Episcopal Church of the Epiphany

Q24 5.

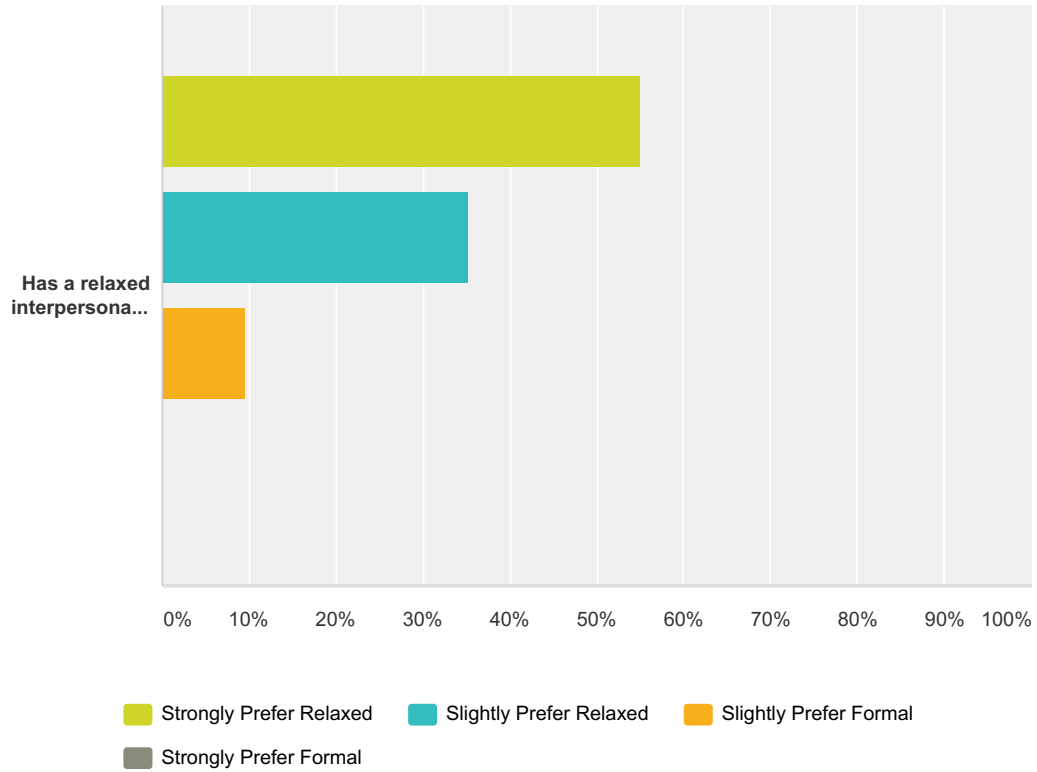
Answered: 124 Skipped: 19



	Strongly Prefer Decisive	Slightly Prefer Decisive	Slightly Prefer Encourages Congregation	Strongly Prefer Encourages Congregation	Total
Tends to be a strong and decisive force in decisions OR encourages congregational and lay leadership decision-making.	2.42% 3	23.39% 29	47.58% 59	26.61% 33	124

Q25 6.

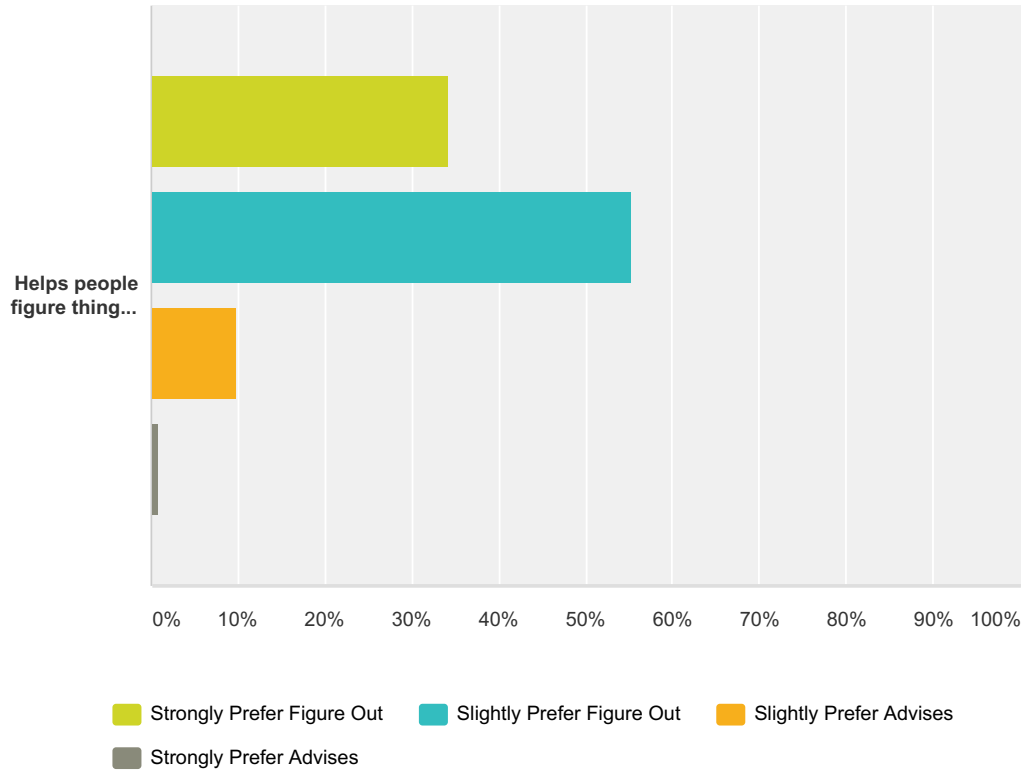
Answered: 125 Skipped: 18



	Strongly Prefer Relaxed	Slightly Prefer Relaxed	Slightly Prefer Formal	Strongly Prefer Formal	Total
Has a relaxed interpersonal style OR a formal interpersonal style.	55.20% 69	35.20% 44	9.60% 12	0.00% 0	125

Q26 7.

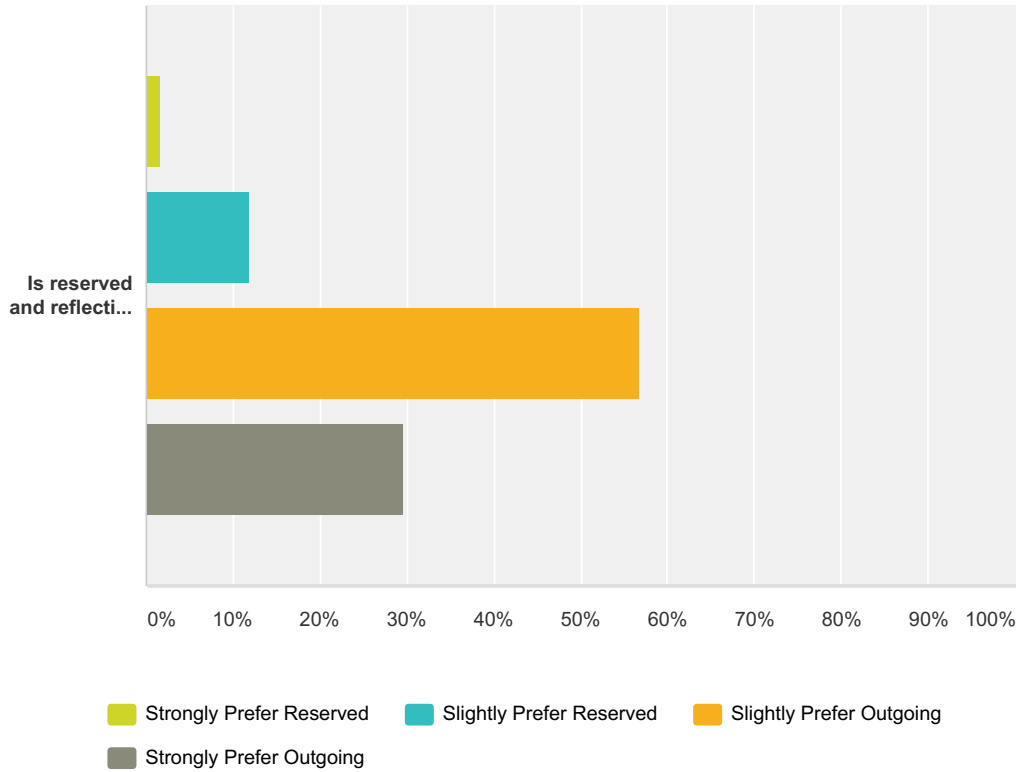
Answered: 123 Skipped: 20



	Strongly Prefer Figure Out	Slightly Prefer Figure Out	Slightly Prefer Advises	Strongly Prefer Advises	Total
Helps people figure things out for themselves OR advises people what to do.	34.15% 42	55.28% 68	9.76% 12	0.81% 1	123

Q27 8.

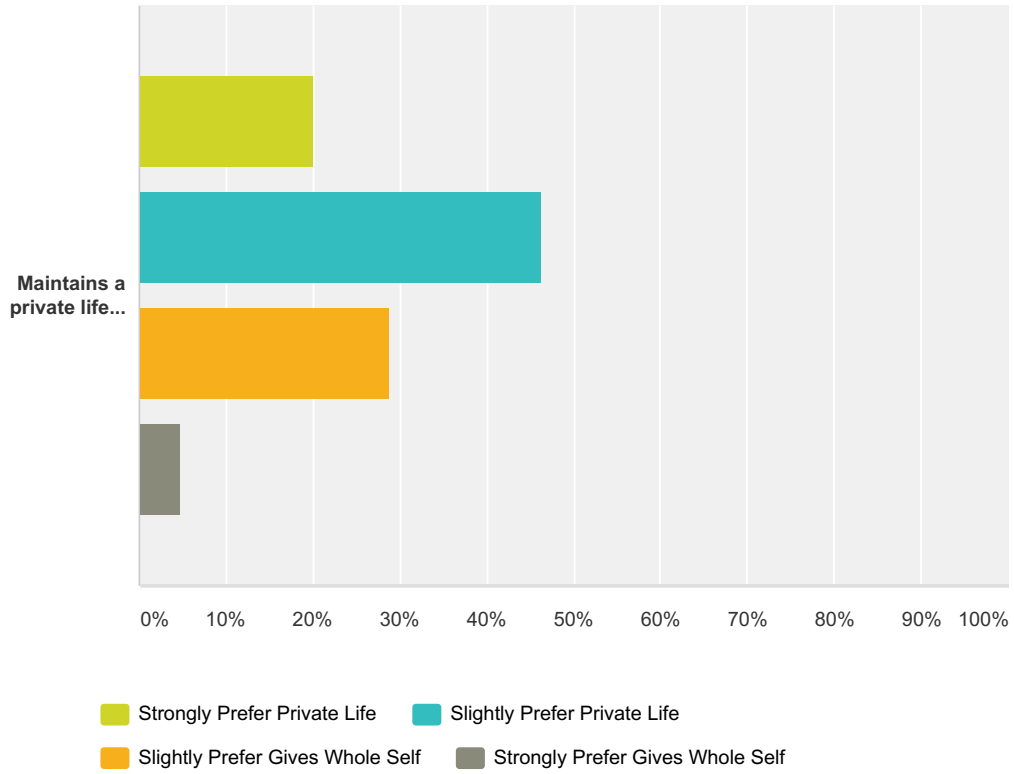
Answered: 125 Skipped: 18



	Strongly Prefer Reserved	Slightly Prefer Reserved	Slightly Prefer Outgoing	Strongly Prefer Outgoing	Total
Is reserved and reflective OR outgoing and socially engaging.	1.60% 2	12.00% 15	56.80% 71	29.60% 37	125

Q28 9.

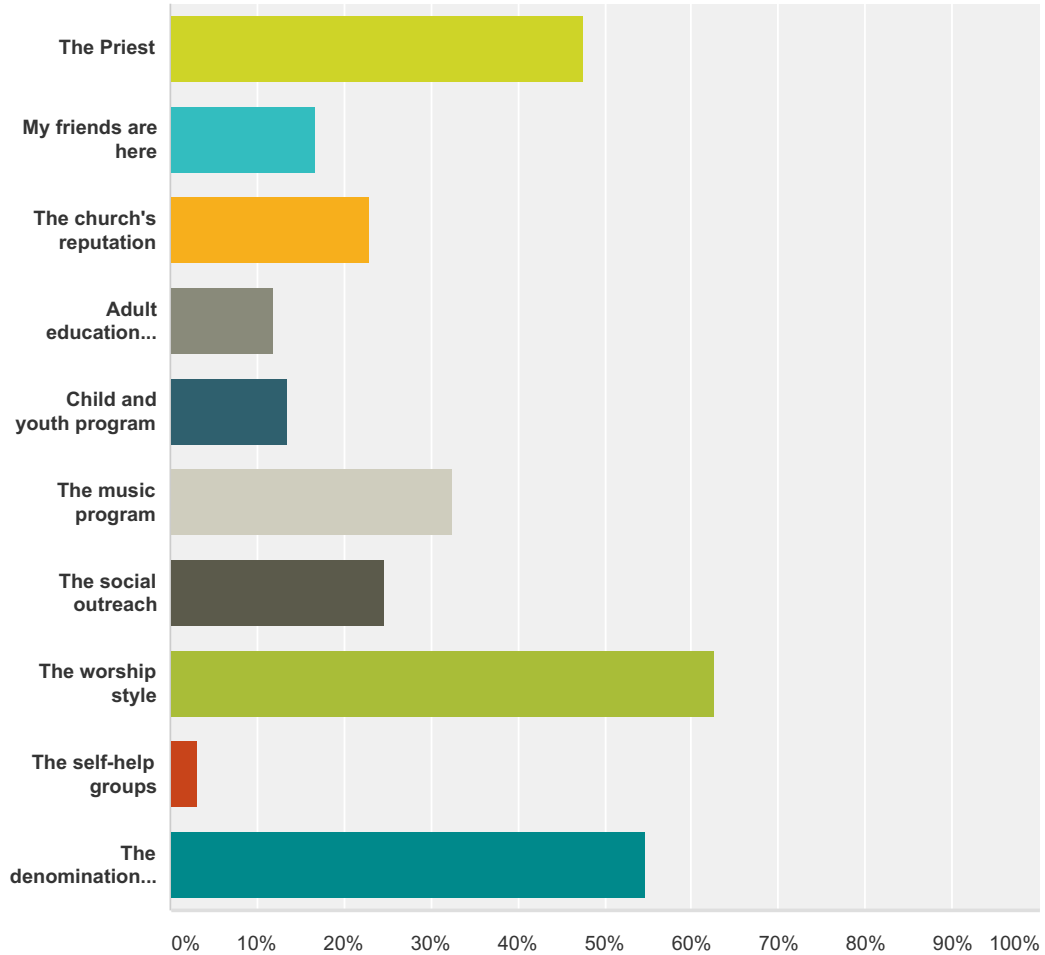
Answered: 125 Skipped: 18



	Strongly Prefer Private Life	Slightly Prefer Private Life	Slightly Prefer Gives Whole Self	Strongly Prefer Gives Whole Self	Total
Maintains a private life of family, friends, personal and professional development OR gives whole self to the life of the church and work as priest.	20.00% 25	46.40% 58	28.80% 36	4.80% 6	125

Q29 In thinking about what ORIGINALLY attracted you to this congregation, select from the list below those reasons that best match your reasons for coming. You may select more than one.

Answered: 126 Skipped: 17



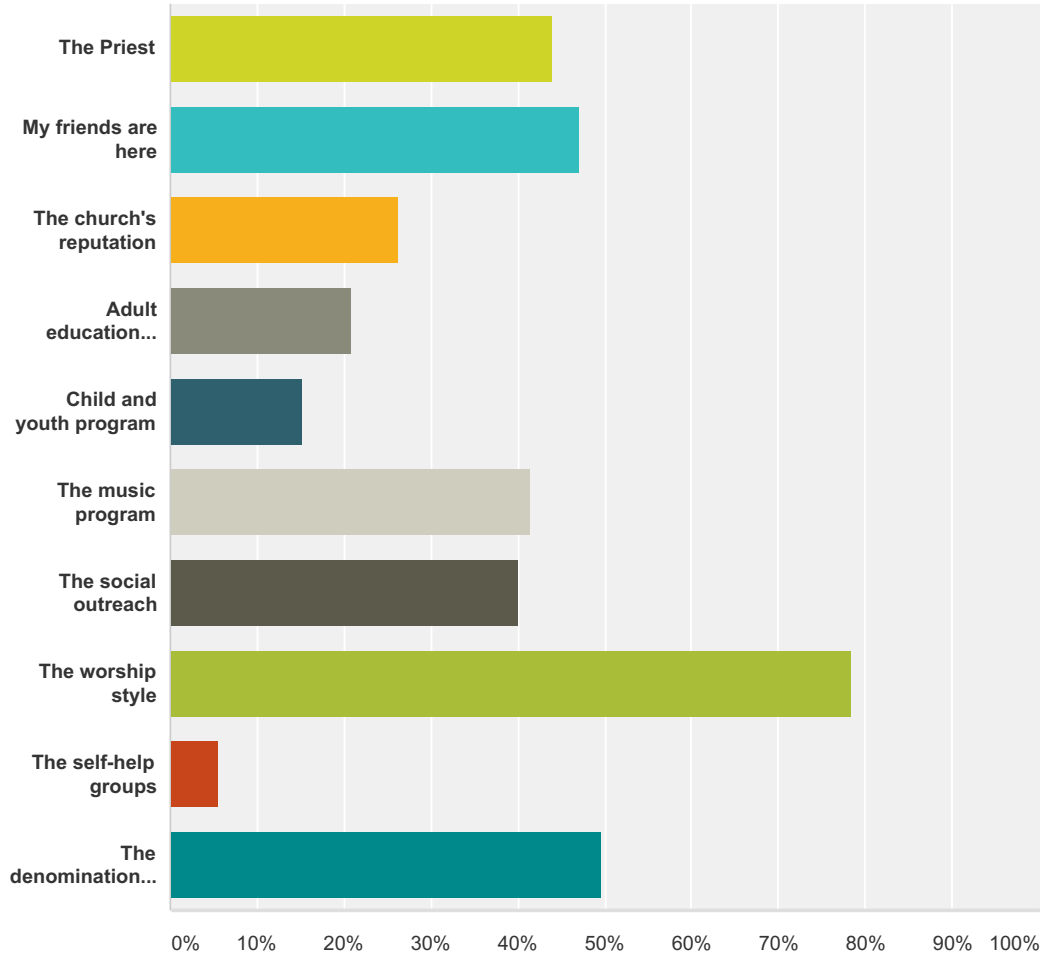
Answer Choices	Responses
The Priest	47.62% 60
My friends are here	16.67% 21
The church's reputation	23.02% 29
Adult education program	11.90% 15
Child and youth program	13.49% 17
The music program	32.54% 41
The social outreach	24.60% 31

Episcopal Church of the Epiphany

The worship style	62.70%	79
The self-help groups	3.17%	4
The denominational ties	54.76%	69
Total Respondents: 126		

Q30 In thinking about what KEEPS you as part of this congregation, select from the list below those reasons that best match your reasons for staying. You may select more than one.

Answered: 125 Skipped: 18



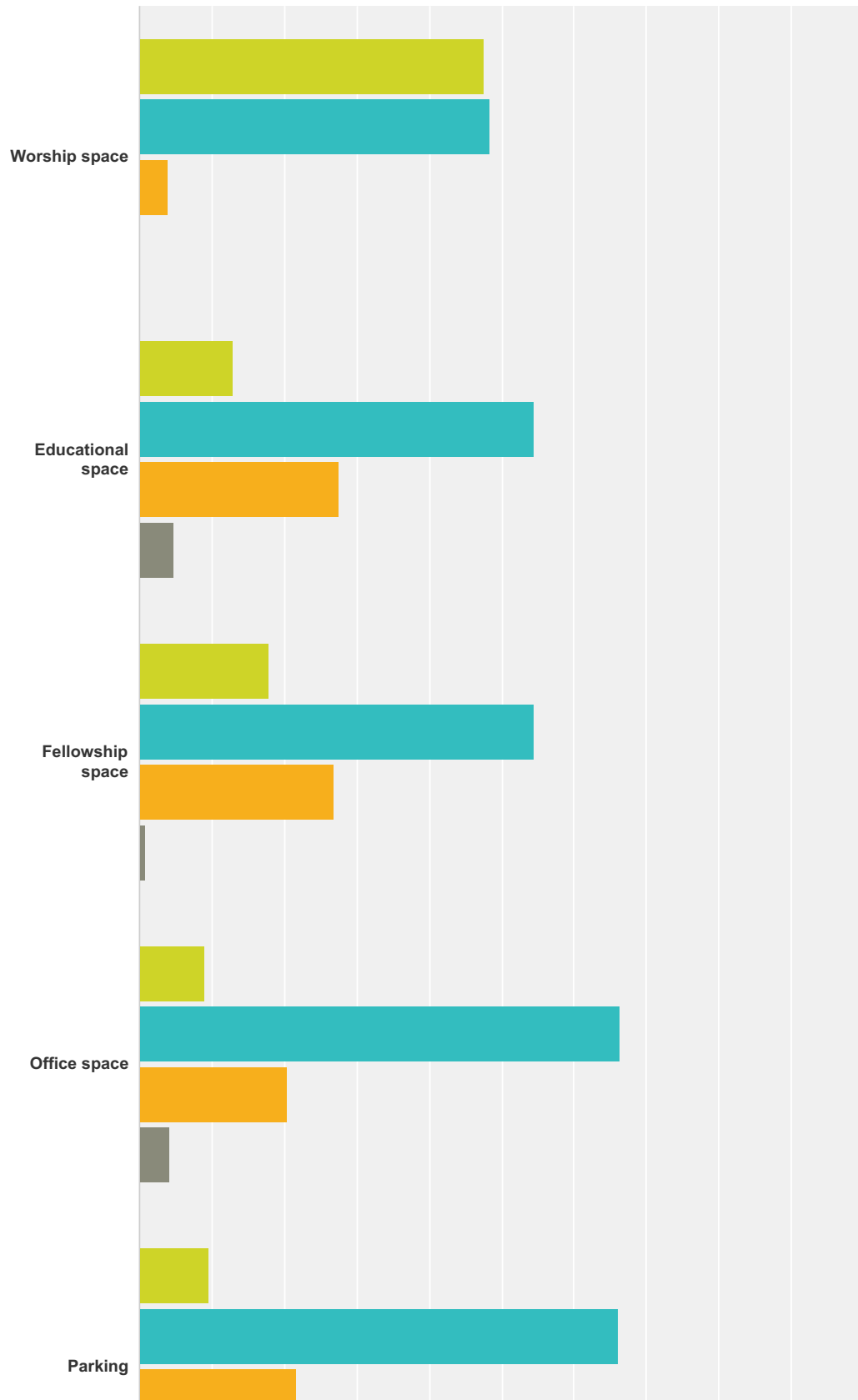
Answer Choices	Responses
The Priest	44.00% 55
My friends are here	47.20% 59
The church's reputation	26.40% 33
Adult education program	20.80% 26
Child and youth program	15.20% 19
The music program	41.60% 52
The social outreach	40.00% 50

Episcopal Church of the Epiphany

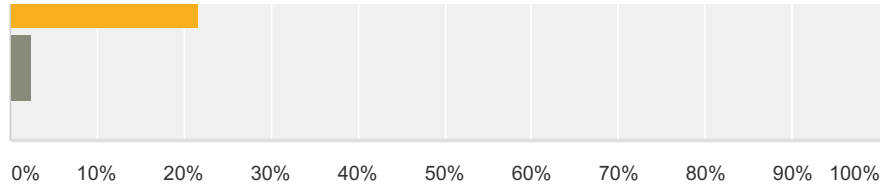
The worship style	78.40%	98
The self-help groups	5.60%	7
The denominational ties	49.60%	62
Total Respondents: 125		

Q31 Please assess each of the following in terms of size.

Answered: 124 Skipped: 19



Episcopal Church of the Epiphany

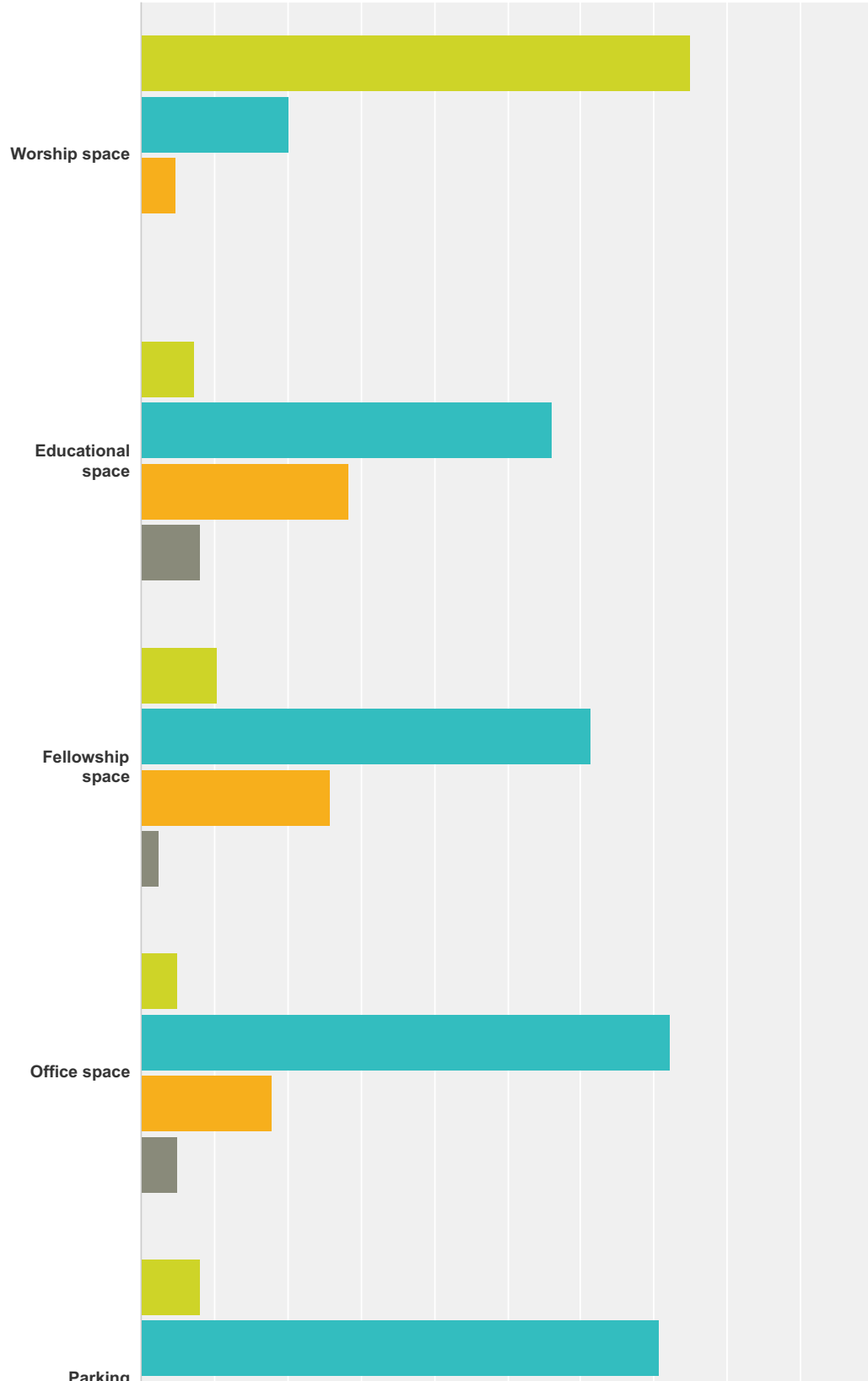


■ Excellent
 ■ Adequate
 ■ Needs attention, but not immediately
 ■ Needs immediate attention

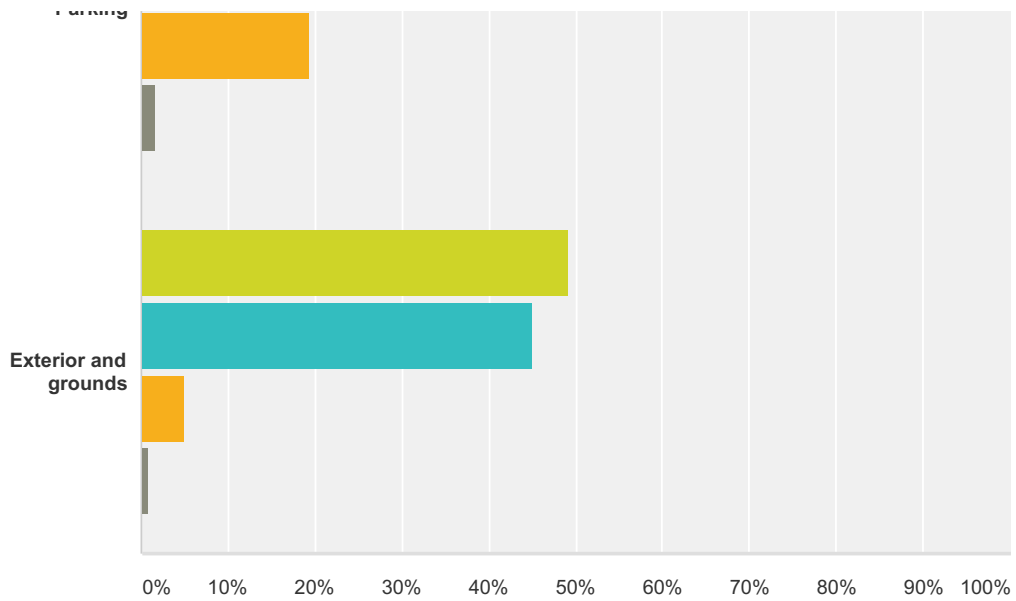
	Excellent	Adequate	Needs attention, but not immediately	Needs immediate attention	Total
Worship space	47.58% 59	48.39% 60	4.03% 5	0.00% 0	124
Educational space	13.01% 16	54.47% 67	27.64% 34	4.88% 6	123
Fellowship space	17.89% 22	54.47% 67	26.83% 33	0.81% 1	123
Office space	9.02% 11	66.39% 81	20.49% 25	4.10% 5	122
Parking	9.68% 12	66.13% 82	21.77% 27	2.42% 3	124

Q32 Please assess each of the following in terms of general condition and aesthetic appeal.

Answered: 125 Skipped: 18



Episcopal Church of the Epiphany

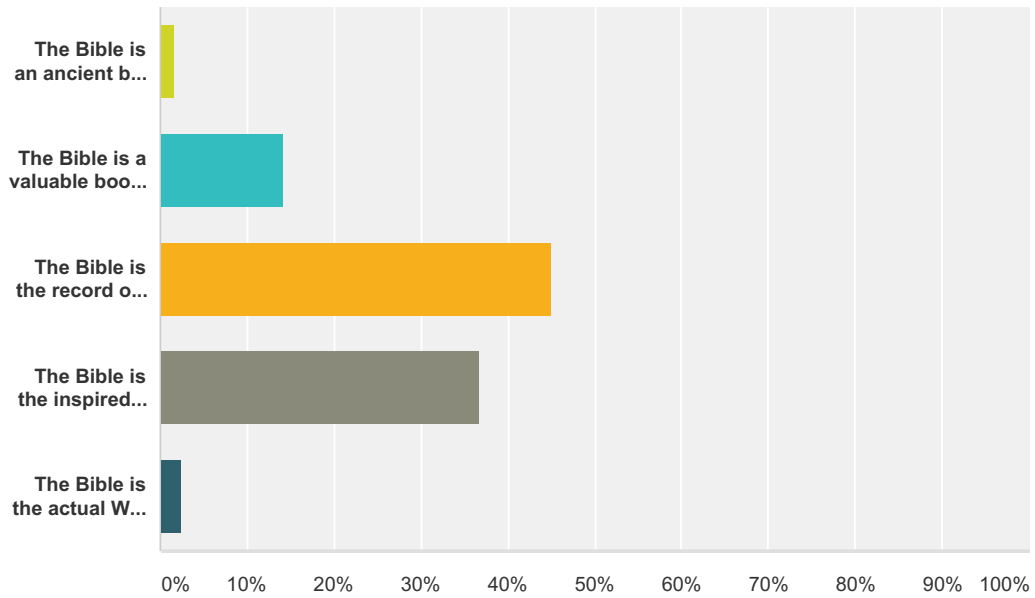


■ Excellent
 ■ Adequate
 ■ Needs attention, but not immediately
 ■ Needs immediate attention

	Excellent	Adequate	Needs attention, but not immediately	Needs immediate attention	Total
Worship space	75.00% 93	20.16% 25	4.84% 6	0.00% 0	124
Educational space	7.32% 9	56.10% 69	28.46% 35	8.13% 10	123
Fellowship space	10.48% 13	61.29% 76	25.81% 32	2.42% 3	124
Office space	4.92% 6	72.13% 88	18.03% 22	4.92% 6	122
Parking	8.13% 10	70.73% 87	19.51% 24	1.63% 2	123
Exterior and grounds	49.18% 60	45.08% 55	4.92% 6	0.82% 1	122

Q33 Which one of the following best expresses your view of the Bible?

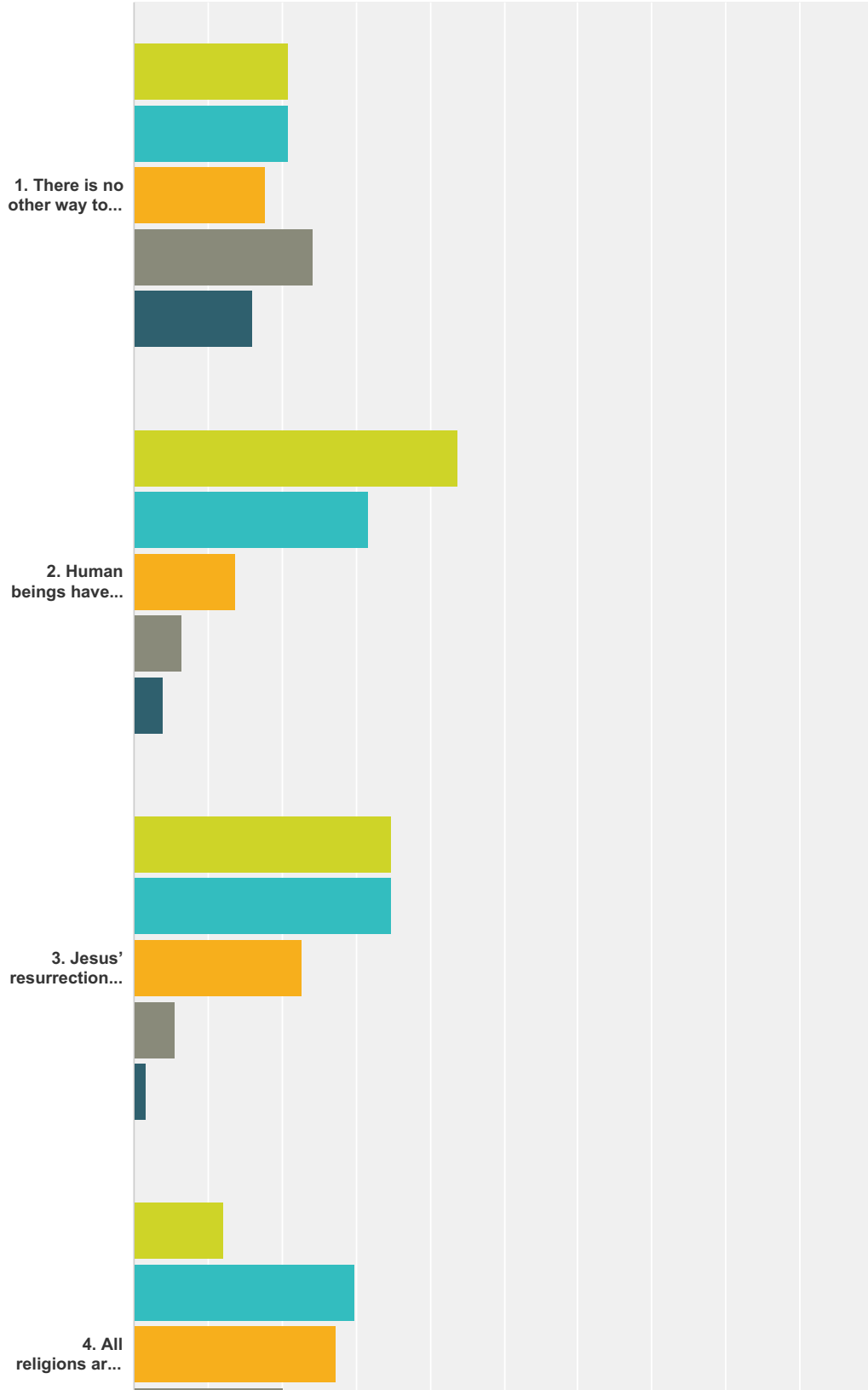
Answered: 120 Skipped: 23



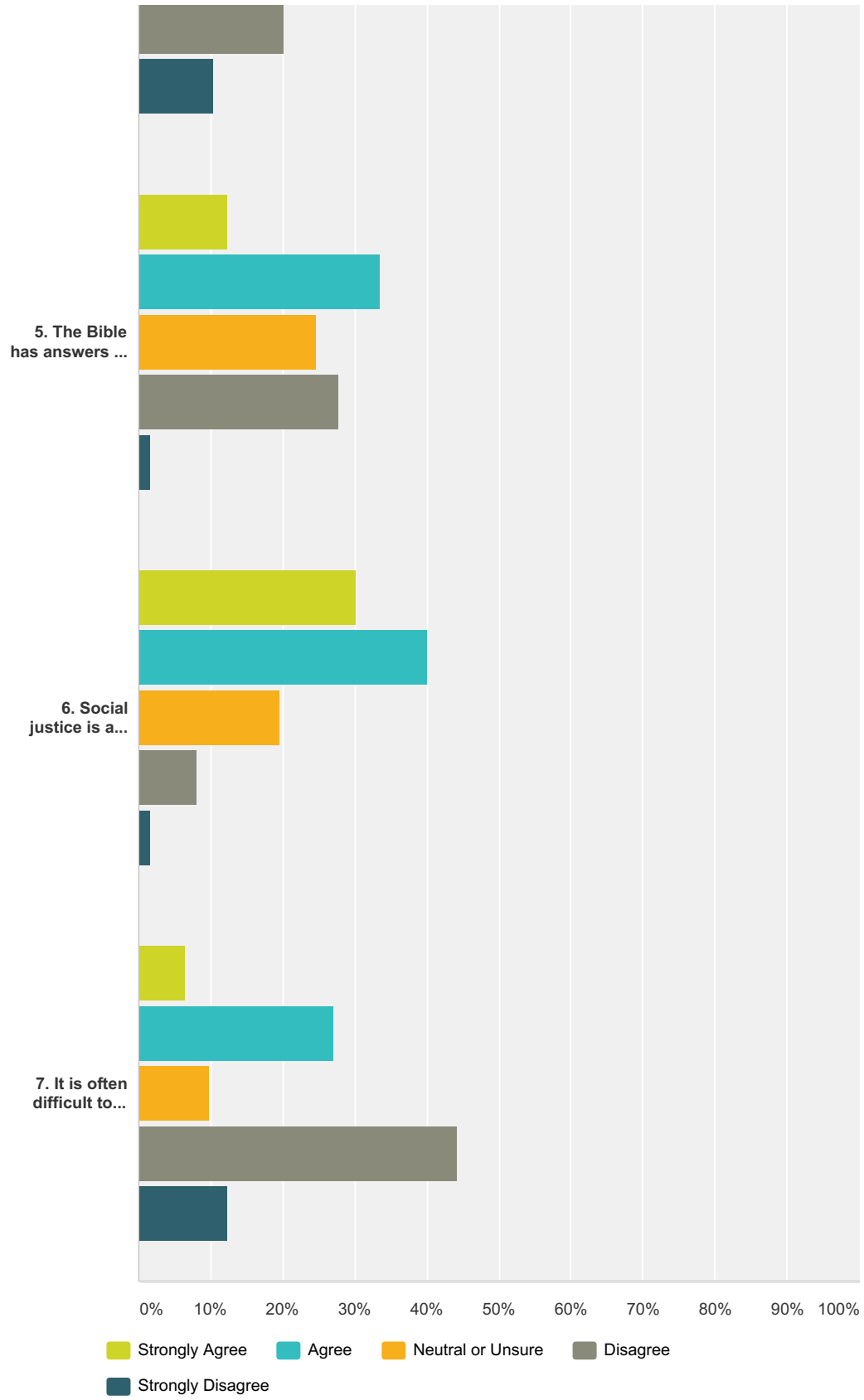
Answer Choices	Responses
The Bible is an ancient book of history, legends and cultural stories recorded by man. It has little value today except as classic literature.	1.67% 2
The Bible is a valuable book because it was written by wise and good people. I do not believe it is really God's word but it can teach us many moral precepts.	14.17% 17
The Bible is the record of many different people's response to God and because of this, people and churches today must interpret the Bible's basic moral and religious teachings for themselves.	45.00% 54
The Bible is the inspired Word of God and its basic moral and religious teachings are clear and true, even if it reflects some human error.	36.67% 44
The Bible is the actual Word of God and is to be taken literally.	2.50% 3
Total	120

Q34 Please rate your agreement or disagreement with the following belief statements.

Answered: 124 Skipped: 19



Episcopal Church of the Epiphany



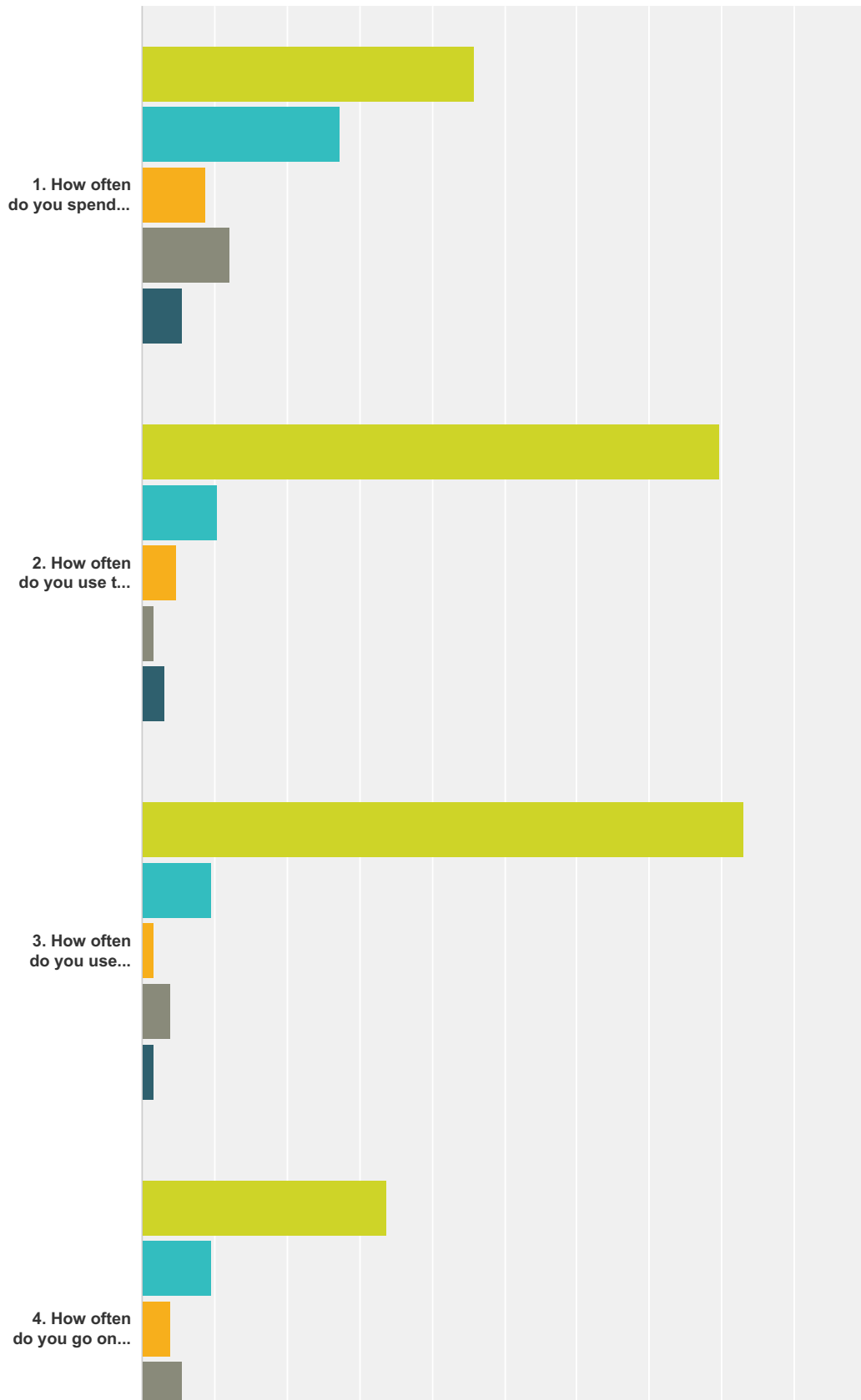
	Strongly Agree	Agree	Neutral or Unsure	Disagree	Strongly Disagree	Total
--	----------------	-------	-------------------	----------	-------------------	-------

Episcopal Church of the Epiphany

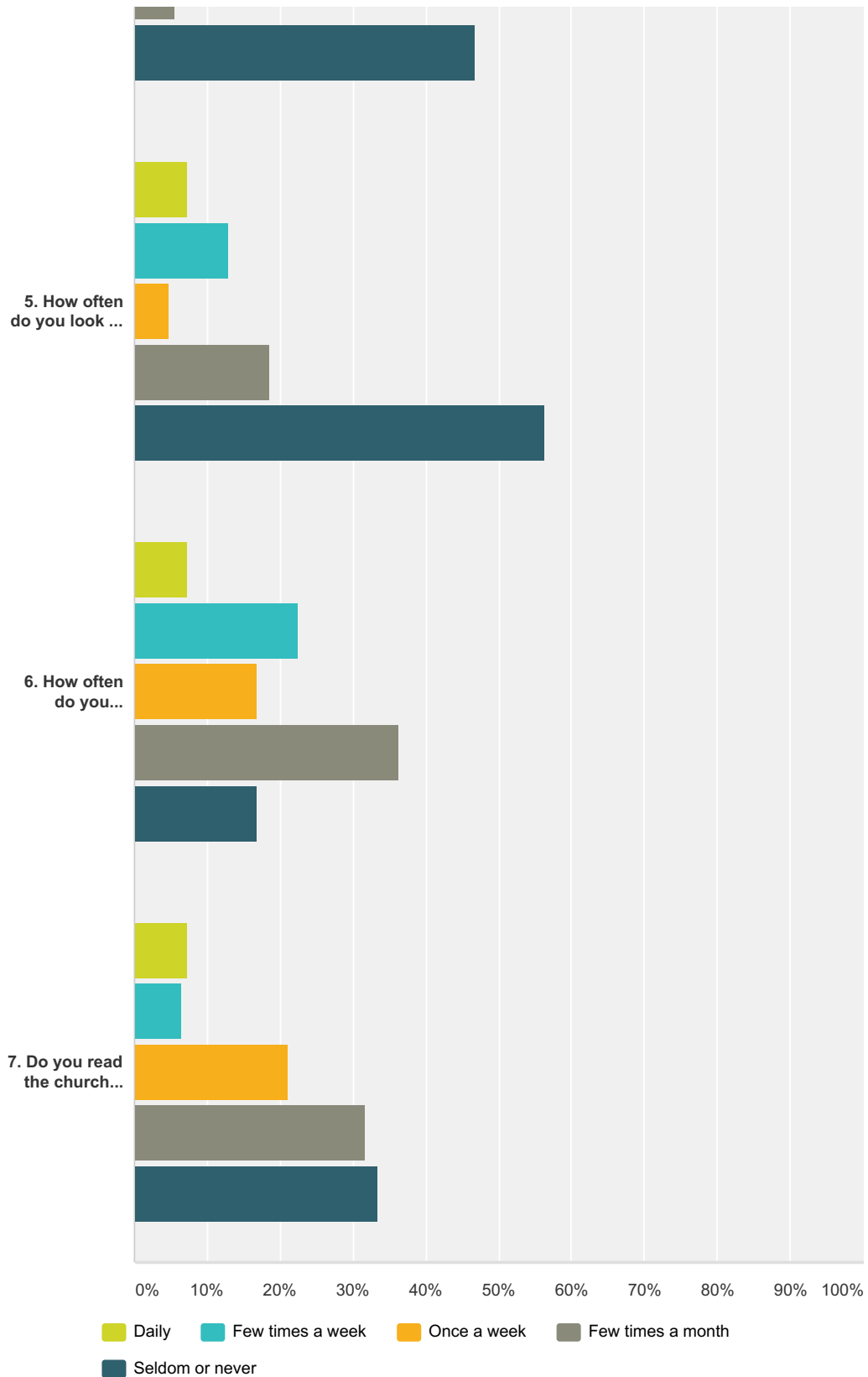
1. There is no other way to salvation but through belief in Jesus Christ	20.97% 26	20.97% 26	17.74% 22	24.19% 30	16.13% 20	124
2. Human beings have developed over millions of years from less advanced forms of life	43.90% 54	31.71% 39	13.82% 17	6.50% 8	4.07% 5	123
3. Jesus' resurrection from the dead was an actual event	34.96% 43	34.96% 43	22.76% 28	5.69% 7	1.63% 2	123
4. All religions are equally good ways of helping a person find ultimate truth.	12.10% 15	29.84% 37	27.42% 34	20.16% 25	10.48% 13	124
5. The Bible has answers for all of the basic questions of life	12.30% 15	33.61% 41	24.59% 30	27.87% 34	1.64% 2	122
6. Social justice is at the heart of the Gospel	30.33% 37	40.16% 49	19.67% 24	8.20% 10	1.64% 2	122
7. It is often difficult to live out my faith in daily work, leisure and community life.	6.56% 8	27.05% 33	9.84% 12	44.26% 54	12.30% 15	122

Q35 Please rate how often you engage in the following practices.

Answered: 124 Skipped: 19



Episcopal Church of the Epiphany



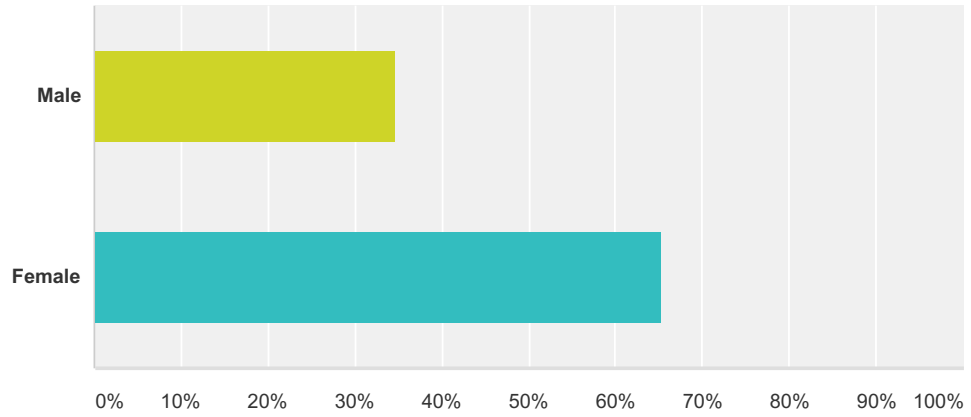
	Daily	Few times a week	Once a week	Few times a month	Seldom or never	Total
1. How often do you spend time in private devotional activity such as prayer, meditation, reading the Bible or other spiritual books?	45.97% 57	27.42% 34	8.87% 11	12.10% 15	5.65% 7	124

Episcopal Church of the Epiphany

2. How often do you use the Web at home or at your office?	79.84% 99	10.48% 13	4.84% 6	1.61% 2	3.23% 4	124
3. How often do you use email?	83.06% 103	9.68% 12	1.61% 2	4.03% 5	1.61% 2	124
4. How often do you go on Facebook?	33.87% 42	9.68% 12	4.03% 5	5.65% 7	46.77% 58	124
5. How often do you look at religious Internet sites?	7.26% 9	12.90% 16	4.84% 6	18.55% 23	56.45% 70	124
6. How often do you volunteer your time in social service?	7.26% 9	22.58% 28	16.94% 21	36.29% 45	16.94% 21	124
7. Do you read the church newsletter online?	7.32% 9	6.50% 8	21.14% 26	31.71% 39	33.33% 41	123

Q36 Gender?

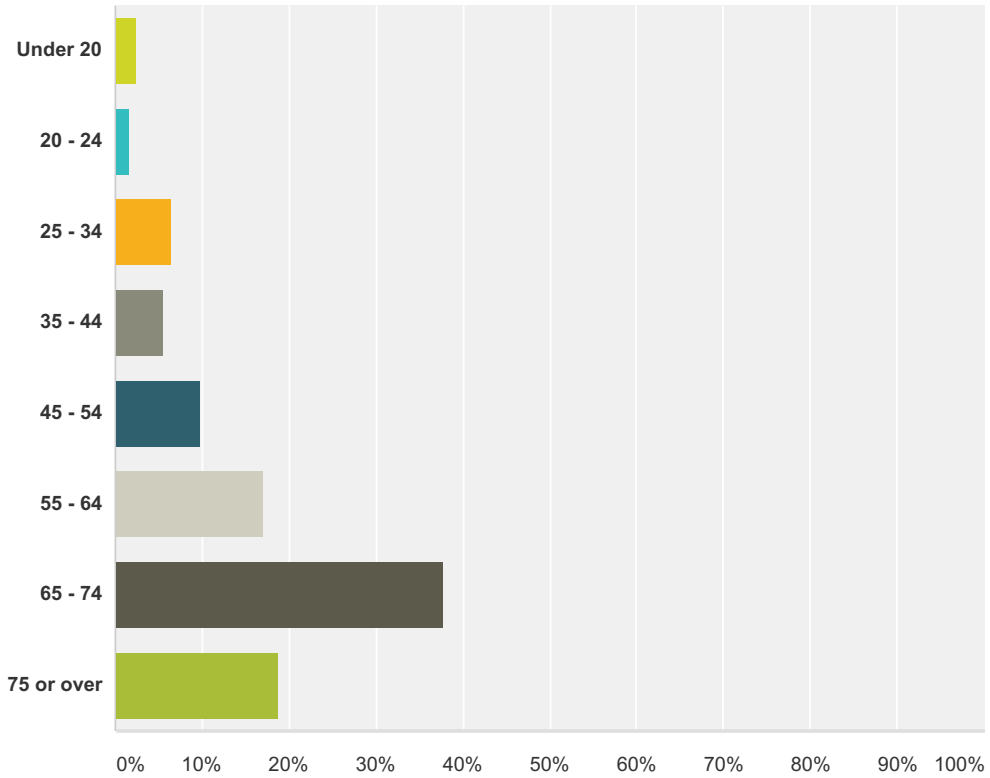
Answered: 124 Skipped: 19



Answer Choices	Responses	
Male	34.68%	43
Female	65.32%	81
Total		124

Q37 Age?

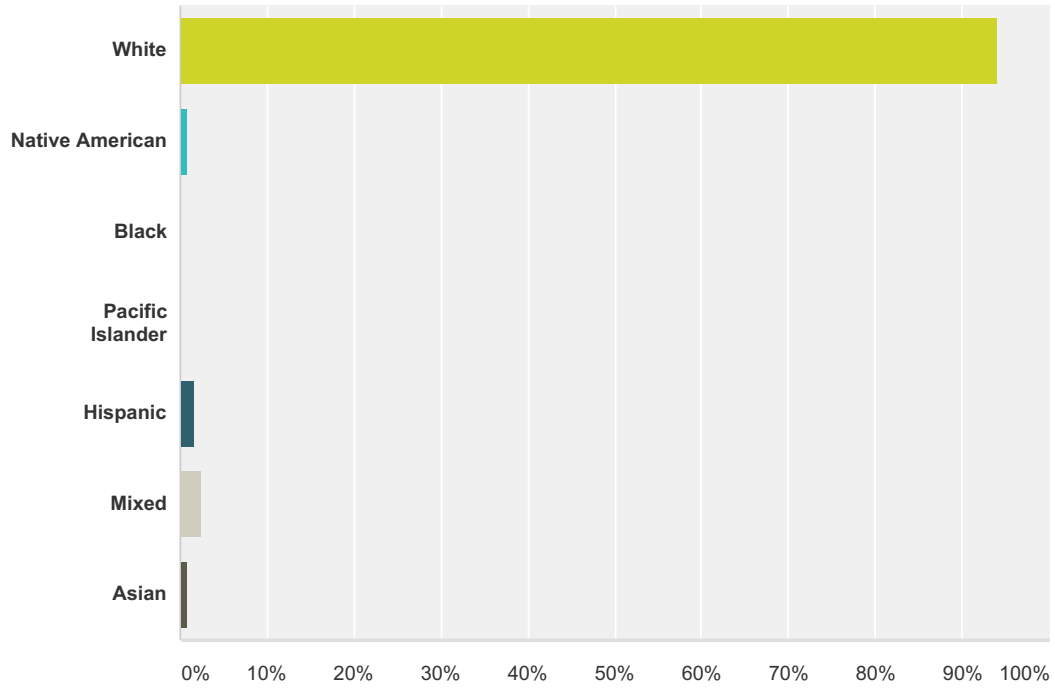
Answered: 122 Skipped: 21



Answer Choices	Responses
Under 20	2.46% 3
20 - 24	1.64% 2
25 - 34	6.56% 8
35 - 44	5.74% 7
45 - 54	9.84% 12
55 - 64	17.21% 21
65 - 74	37.70% 46
75 or over	18.85% 23
Total	122

Q38 Racial/Ethnic Background?

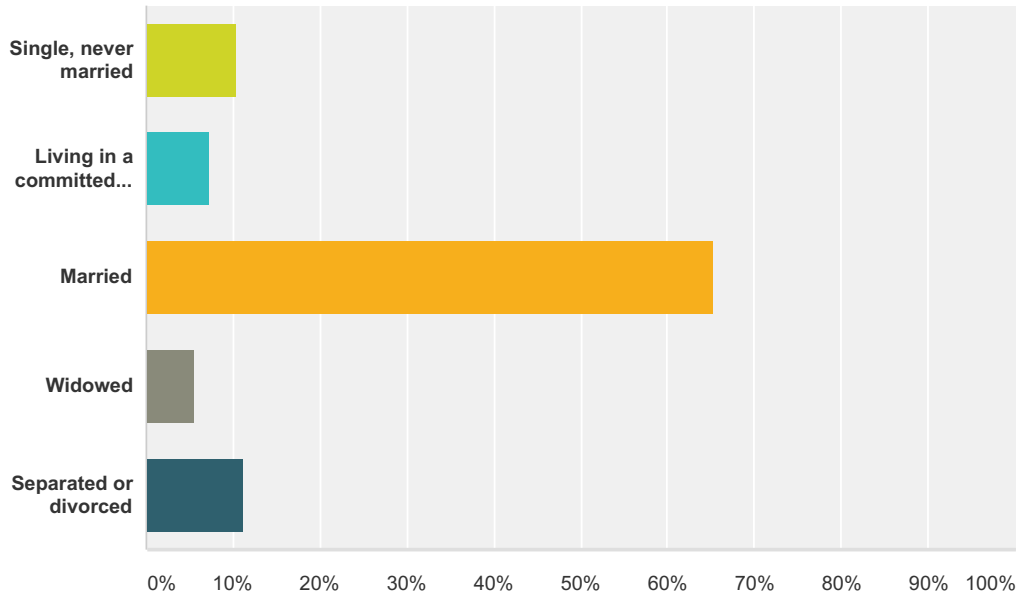
Answered: 119 Skipped: 24



Answer Choices	Responses	Count
White	94.12%	112
Native American	0.84%	1
Black	0.00%	0
Pacific Islander	0.00%	0
Hispanic	1.68%	2
Mixed	2.52%	3
Asian	0.84%	1
Total		119

Q39 Marital Status?

Answered: 124 Skipped: 19



Answer Choices	Responses
Single, never married	10.48% 13
Living in a committed relationship	7.26% 9
Married	65.32% 81
Widowed	5.65% 7
Separated or divorced	11.29% 14
Total	124

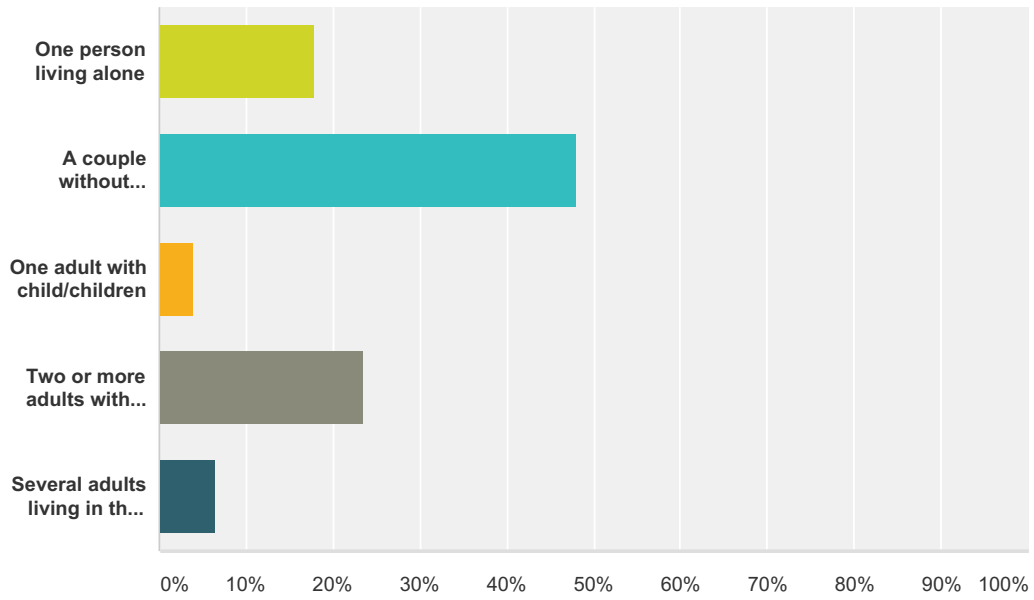
**Q40 If you have children living at home,
how many are in each age group?**

Answered: 27 Skipped: 116

Answer Choices	Responses	
Age 0 - 5	14.81%	4
Age 6 - 12	44.44%	12
Age 13 - 18	44.44%	12
Age 19 and over	40.74%	11

Q41 Which best describes your current household?

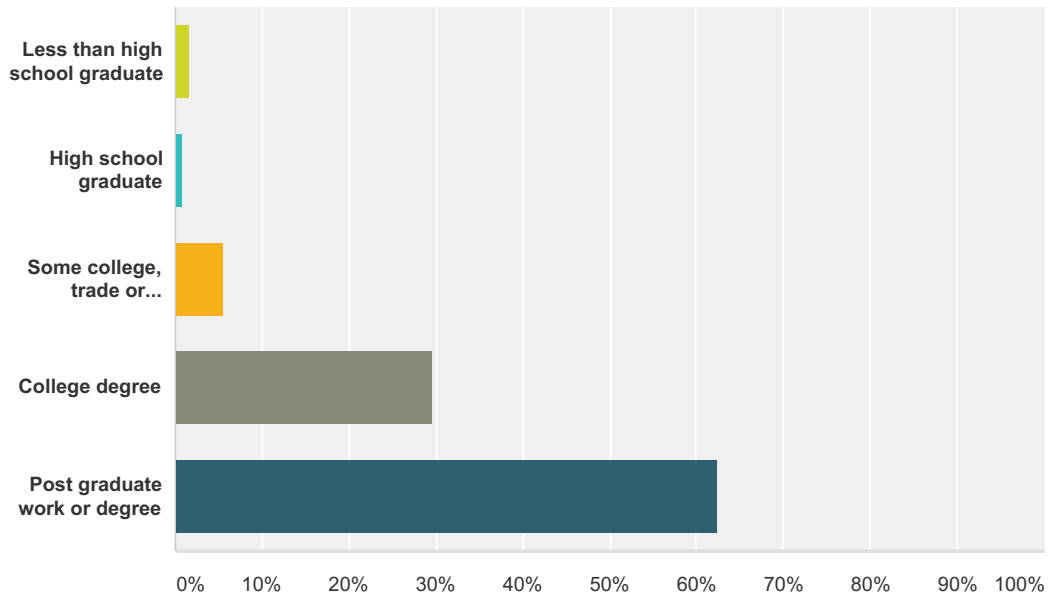
Answered: 123 Skipped: 20



Answer Choices	Responses
One person living alone	17.89% 22
A couple without children	47.97% 59
One adult with child/children	4.07% 5
Two or more adults with child/children	23.58% 29
Several adults living in the same household	6.50% 8
Total	123

Q42 What is your highest level of formal education?

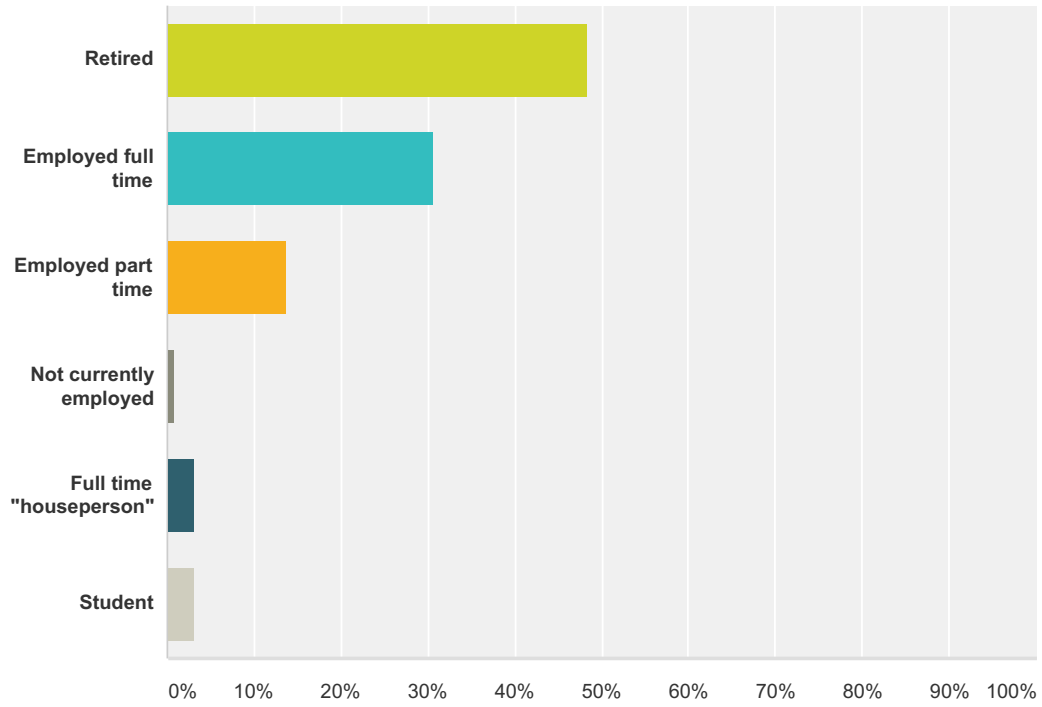
Answered: 125 Skipped: 18



Answer Choices	Responses
Less than high school graduate	1.60% 2
High school graduate	0.80% 1
Some college, trade or vocational school	5.60% 7
College degree	29.60% 37
Post graduate work or degree	62.40% 78
Total	125

Q43 Are you?

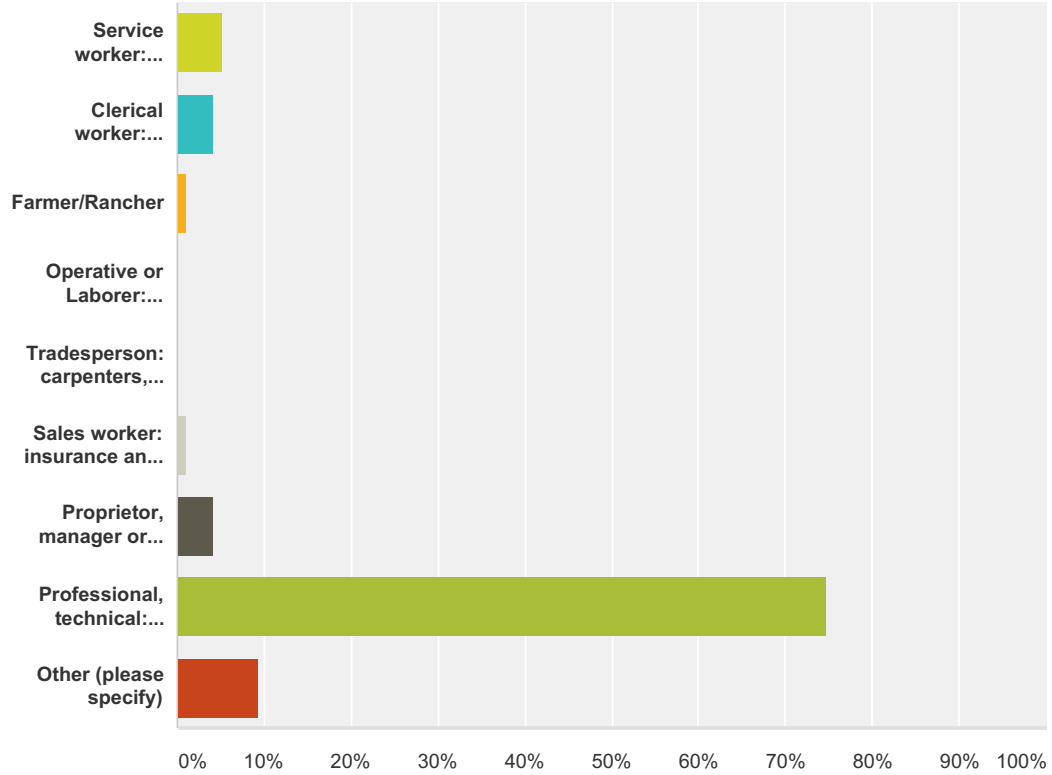
Answered: 124 Skipped: 19



Answer Choices	Responses	
Retired	48.39%	60
Employed full time	30.65%	38
Employed part time	13.71%	17
Not currently employed	0.81%	1
Full time "houseperson"	3.23%	4
Student	3.23%	4
Total		124

Q44 If currently employed, presently job-hunting or retired, what is/was your occupation?

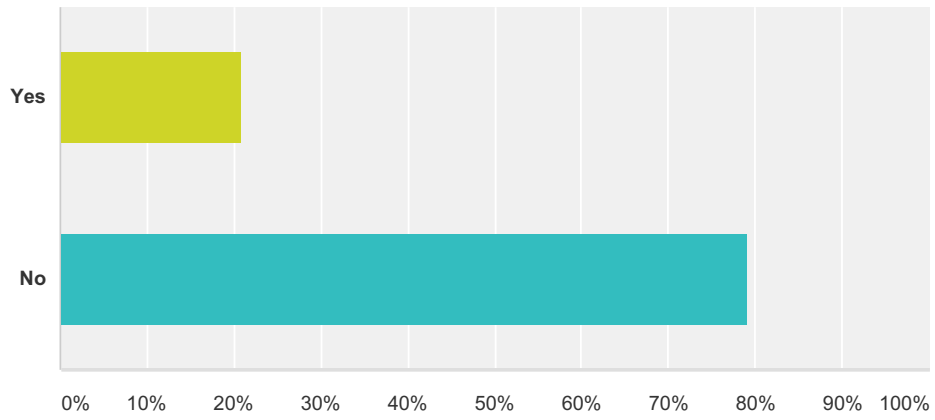
Answered: 95 Skipped: 48



Answer Choices	Responses	
Service worker: policeperson, barbers, janitors, beauticians, waiters, ushers, etc.	5.26%	5
Clerical worker: bookkeepers, secretaries, mail carriers, telephone operators, etc.	4.21%	4
Farmer/Rancher	1.05%	1
Operative or Laborer: semi-skilled and unskilled workers in construction and manufacturing, etc.	0.00%	0
Tradesperson: carpenters, masons, plumbers, electricians, machinists, etc.	0.00%	0
Sales worker: insurance and real estate agents, brokers, salespersons, etc.	1.05%	1
Proprietor, manager or public official: city manager, credit officers, buyers, floor managers, etc.	4.21%	4
Professional, technical: teachers, doctors, computer programmer, architects, accountants, artists, etc.	74.74%	71
Other (please specify)	9.47%	9
Total		95

Q45 Are you self-employed or an independent business person?

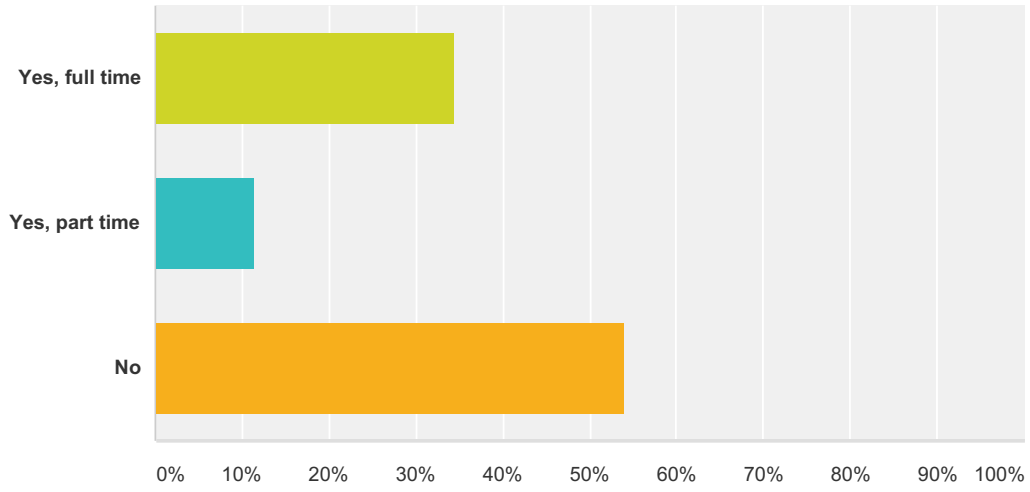
Answered: 110 Skipped: 33



Answer Choices	Responses	
Yes	20.91%	23
No	79.09%	87
Total		110

Q46 If married, is your spouse employed?

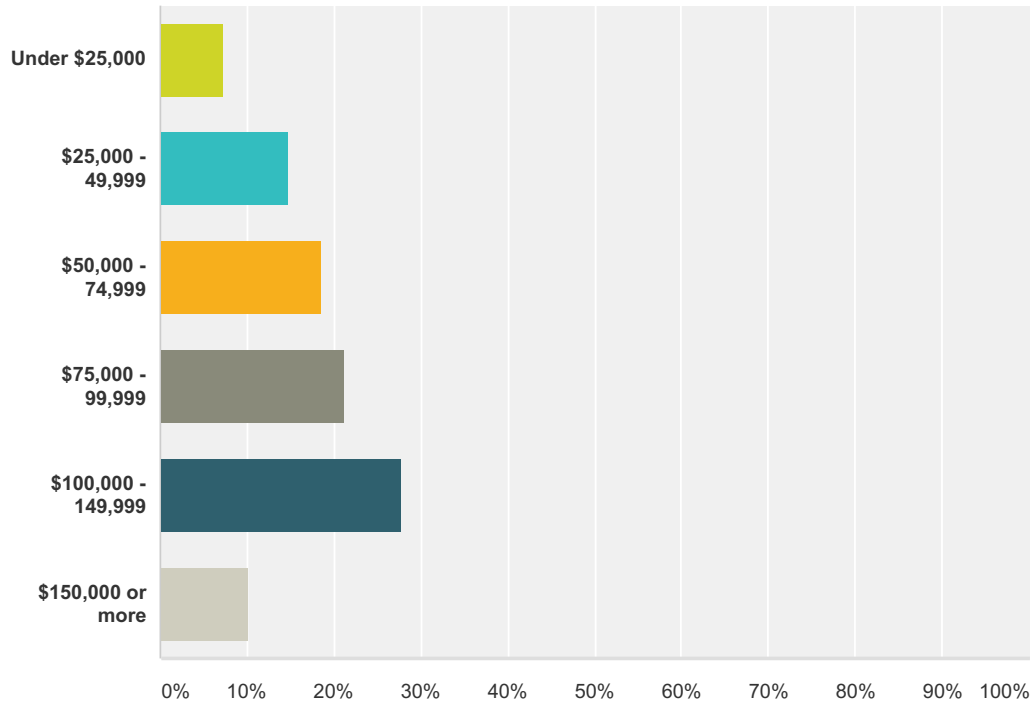
Answered: 87 Skipped: 56



Answer Choices	Responses	
Yes, full time	34.48%	30
Yes, part time	11.49%	10
No	54.02%	47
Total		87

Q47 What is your household income range?

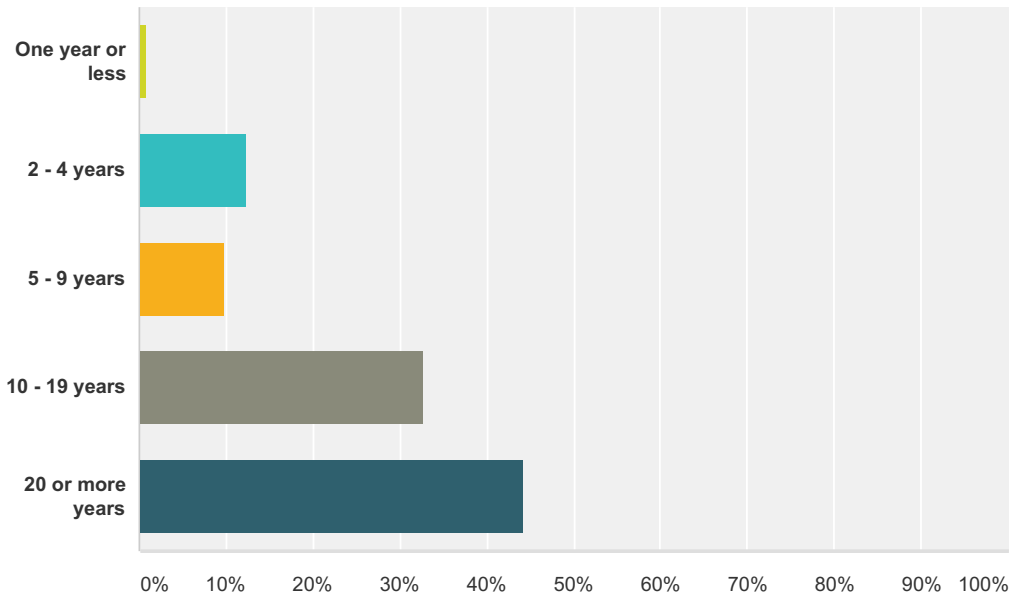
Answered: 108 Skipped: 35



Answer Choices	Responses	
Under \$25,000	7.41%	8
\$25,000 - 49,999	14.81%	16
\$50,000 - 74,999	18.52%	20
\$75,000 - 99,999	21.30%	23
\$100,000 - 149,999	27.78%	30
\$150,000 or more	10.19%	11
Total		108

Q48 How many years have you lived in this general area?

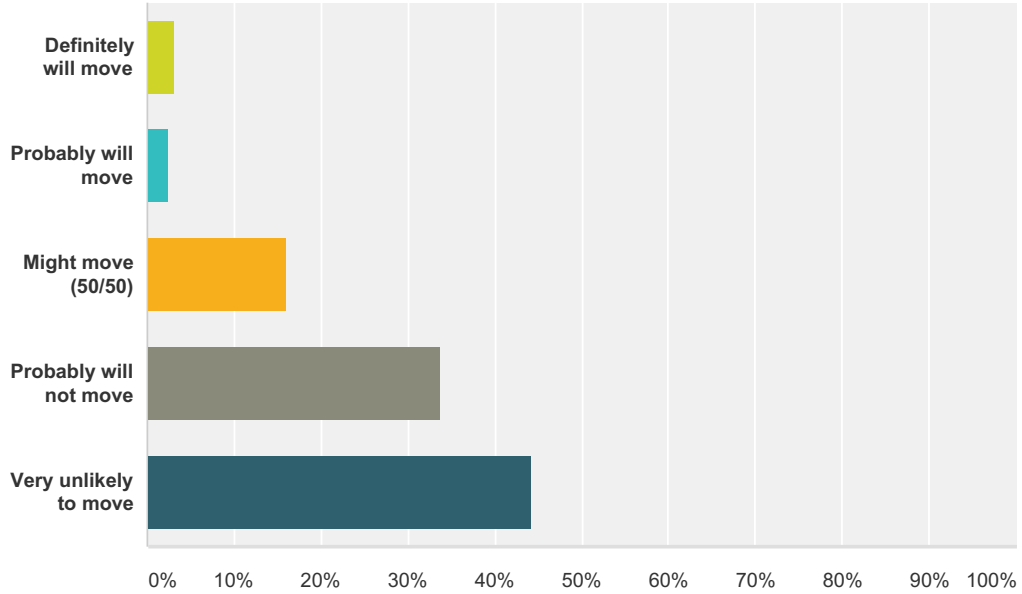
Answered: 122 Skipped: 21



Answer Choices	Responses	
One year or less	0.82%	1
2 - 4 years	12.30%	15
5 - 9 years	9.84%	12
10 - 19 years	32.79%	40
20 or more years	44.26%	54
Total		122

Q49 How likely is it that you might move out of this general area within the next few years?

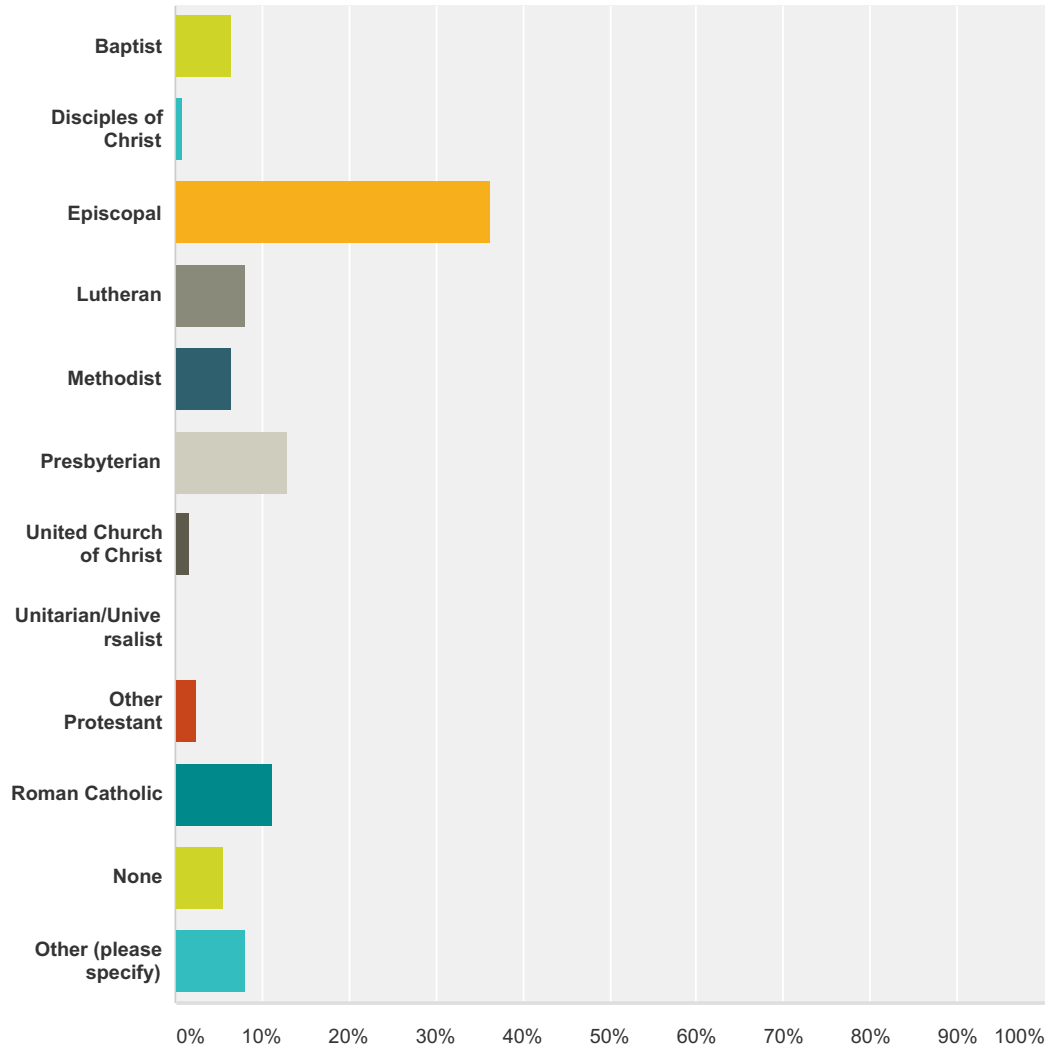
Answered: 124 Skipped: 19



Answer Choices	Responses
Definitely will move	3.23% 4
Probably will move	2.42% 3
Might move (50/50)	16.13% 20
Probably will not move	33.87% 42
Very unlikely to move	44.35% 55
Total	124

**Q50 In what denomination were you raised?
If you were involved with more than one
denomination when you were growing up,
with which did you have the greatest
identification?**

Answered: 124 Skipped: 19



Answer Choices	Responses
Baptist	6.45% 8
Disciples of Christ	0.81% 1
Episcopal	36.29% 45
Lutheran	8.06% 10
Methodist	6.45% 8
Presbyterian	12.90% 16

Episcopal Church of the Epiphany

United Church of Christ	1.61%	2
Unitarian/Universalist	0.00%	0
Other Protestant	2.42%	3
Roman Catholic	11.29%	14
None	5.65%	7
Other (please specify)	8.06%	10
Total		124